

Axis Long Term Equity Gr

Investment Objective

To generate income and long-term capital appreciation from a diversified portfolio of predominantly equity and equity-related securities. However, there can be no assurance that the investment objective of the Scheme will be achieved.

Manager Biography

Jinesh Gopani since 4/1/2011

Operations

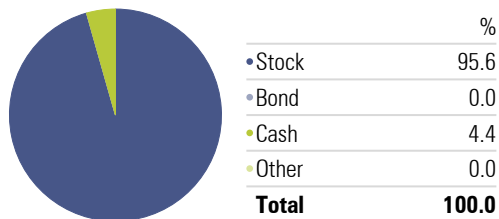
Inception Date	12/29/2009
Minimum Initial	500
Annual Report Net Expense Ratio	2.49
Turnover Ratio %	164.33
NAV (Mo-End)	44.41

Risk Reward

Std Dev	13.52
Alpha	-0.49
Sharpe Ratio	0.81
Treynor Ratio	11.20
R-Squared	84.06

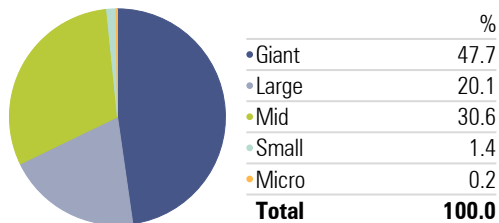
Asset Allocation

Portfolio Date: 4/30/2019



Market Capitalization

Portfolio Date: 4/30/2019



Past performance is not a guarantee of future returns. The value of investments may fall as well as rise and investors may not get back the full amount invested. Any decision to invest should be based on a full reading of the offer document. In case of any discrepancy between this sheet and the offer document in force, the offer document shall prevail.

Portfolio Date: 4/30/2019

Category Equity - ELSS

Suggested Horizon 3 Years and above

Trailing Returns

Period	Inv	Bmk1
3 months	9.42	7.34
6 months	10.79	10.41
1 Year	1.90	1.77
2 Years	11.76	8.47
3 Years	14.29	13.62
5 Years	18.16	12.96

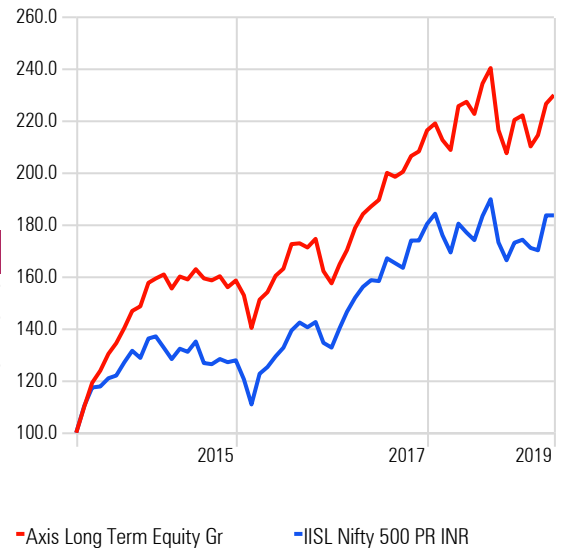
Drawdown

Time Period: 5/1/2016 to 4/30/2019

	Inv	Bmk1
Max Drawdown	-13.65	-12.40
Max Drawdown # of Periods	2.00	2.00
Max Drawdown Peak Date	9/1/2018	9/1/2018
Max Drawdown Valley Date	10/31/2018	10/31/2018

Investment Growth

Time Period: 5/1/2014 to 4/30/2019



Leading Detractors

Time Period: 5/1/2018 to 4/30/2019

	Rescaled Weight	Return	Contribution
Motherson Sumi Systems Ltd	2.81	-37.24	-1.46
Eicher Motors Ltd	2.91	-34.43	-1.37
Maruti Suzuki India Ltd	5.18	-23.71	-1.29
Avenue Supermarts Ltd	4.39	-13.36	-0.64
Symphony Ltd	1.87	-24.56	-0.64

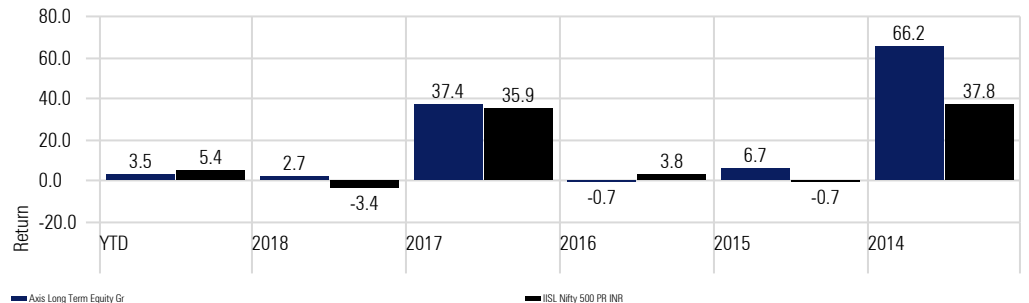
Leading Contributors

Time Period: 5/1/2018 to 4/30/2019

	Rescaled Weight	Return	Contribution
Bajaj Finance Ltd	6.31	62.62	3.20
Tata Consultancy Services Ltd	8.76	29.87	2.23
HDFC Bank Ltd	8.98	19.92	1.41
Info Edge (India) Ltd	2.92	56.40	1.36
Kotak Mahindra Bank Ltd	7.55	14.54	1.11

Returns

Calculation Benchmark: IISL Nifty 500 PR INR



Sector Allocation

Portfolio Date: 4/30/2019

Basic Materials %	7.26
Consumer Cyclical %	20.18
Financial Services %	44.19
Real Estate %	0.00
Consumer Defensive %	2.14
Healthcare %	1.74
Utilities %	4.07
Communication Services %	0.00
Energy %	0.00
Industrials %	3.93
Technology %	16.50

Portfolio Holdings

Portfolio Date: 4/30/2019

