

## DSP Tax Saver Reg Gr

### Investment Objective

The primary investment objective of the Scheme is to seek to generate medium to long-term capital appreciation from a diversified portfolio that is substantially constituted of equity and equity related securities of corporates, and to enable investors to avail of a deduction from total income, as permitted under the Income Tax Act, 1961 from time to time.

### Manager Biography

Rohit Singhania since 7/16/2015

### Operations

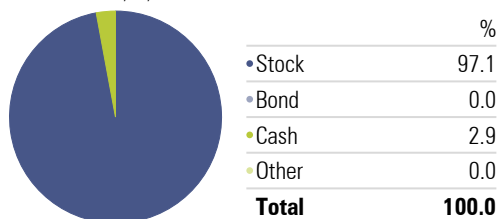
Inception Date	1/18/2007
Minimum Initial	500
Annual Report Net Expense Ratio	2.47
Turnover Ratio %	73.65
NAV (Mo-End)	48.45

### Risk Reward

Std Dev	14.24
Alpha	-1.08
Sharpe Ratio	0.80
Treynor Ratio	10.67
R-Squared	91.16

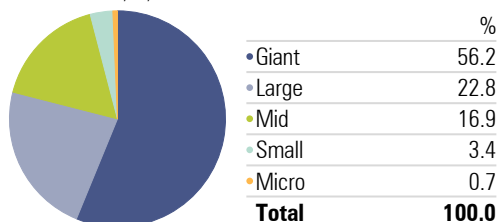
### Asset Allocation

Portfolio Date: 4/30/2019



### Market Capitalization

Portfolio Date: 4/30/2019



Past performance is not a guarantee of future returns. The value of investments may fall as well as rise and investors may not get back the full amount invested. Any decision to invest should be based on a full reading of the offer document. In case of any discrepancy between this sheet and the offer document in force, the offer document shall prevail.

Portfolio Date: 4/30/2019

## Category Equity - ELSS

## Suggested Horizon 3 Years and above

### Trailing Returns

Period	Inv	Bmk1
3 months	9.65	7.34
6 months	13.32	10.41
1 Year	2.72	1.77
2 Years	6.92	8.47
3 Years	14.78	13.62
5 Years	17.43	12.96

### Drawdown

Time Period: 5/1/2016 to 4/30/2019

	Inv	Bmk1
Max Drawdown	-12.17	-12.40
Max Drawdown # of Periods	10.00	2.00
Max Drawdown Peak Date	1/1/2018	9/1/2018
Max Drawdown Valley Date	10/31/2018	10/31/2018

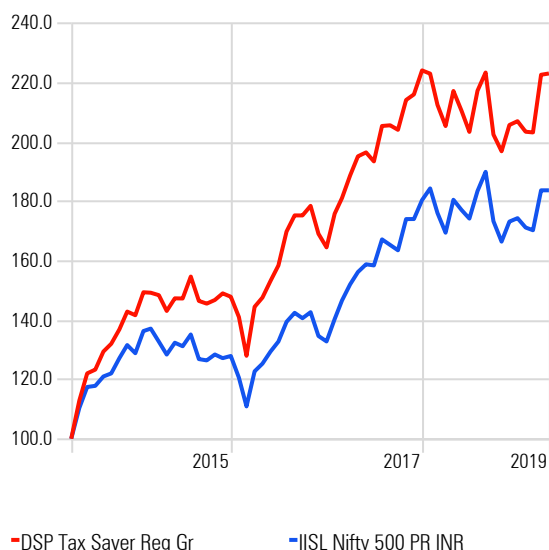
### Leading Detractors

Time Period: 5/1/2018 to 4/30/2019

	Rescaled Weight	Return Contribution
Yes Bank Ltd	1.26	-48.93
Vedanta Ltd	1.39	-38.88
Dilip Buildcon Ltd	0.77	-53.58
Edelweiss Financial Services Ltd	0.73	-43.47
Motherson Sumi Systems Ltd	0.74	-30.06

### Investment Growth

Time Period: 5/1/2014 to 4/30/2019



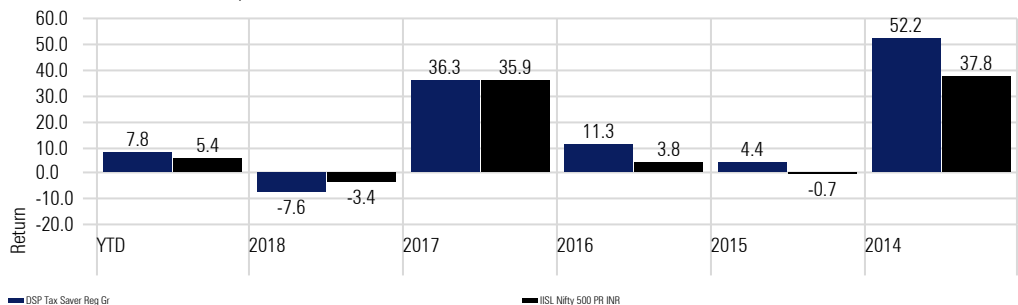
### Leading Contributors

Time Period: 5/1/2018 to 4/30/2019

	Rescaled Weight	Return Contribution
ICICI Bank Ltd	7.93	44.82
HDFC Bank Ltd	7.39	19.92
Infosys Ltd	3.45	30.45
Reliance Industries Ltd	2.46	45.48
Axis Bank Ltd	1.59	37.44

### Returns

Calculation Benchmark: IISL Nifty 500 PR INR



### Sector Allocation

Portfolio Date: 4/30/2019

Basic Materials %	12.60
Consumer Cyclical %	5.39
Financial Services %	39.55
Real Estate %	0.71
Consumer Defensive %	6.51
Healthcare %	8.36
Utilities %	2.80
Communication Services %	0.00
Energy %	6.48
Industrials %	8.93
Technology %	8.65

### Portfolio Holdings

Portfolio Date: 4/30/2019

