

## IDFC Tax Advantage (ELSS) Reg Gr

## Category Equity - ELSS

## Suggested Horizon 3 Years and above

### Investment Objective

The investment objective of the Scheme is to seek to generate long term capital growth from a diversified portfolio of predominantly equity and equity related securities. There can be no assurance that the investment objective of the scheme will be realised.

### Manager Biography

Daylynn Pinto since 10/20/2016

### Operations

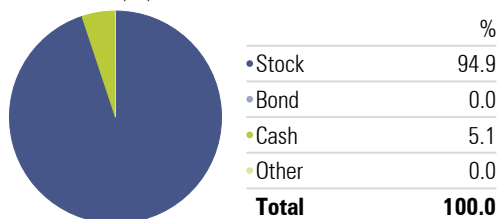
Inception Date	12/26/2008
Minimum Initial	500
Annual Report Net Expense Ratio	2.74
Turnover Ratio %	46.29
NAV (Mo-End)	56.47

### Risk Reward

Std Dev	14.03
Alpha	-0.39
Sharpe Ratio	0.82
Treynor Ratio	11.35
R-Squared	85.41

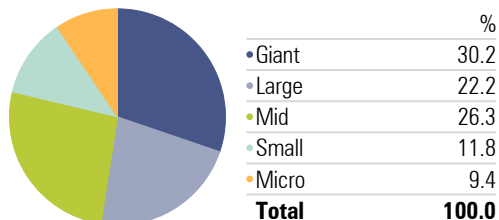
### Asset Allocation

Portfolio Date: 4/30/2019



### Market Capitalization

Portfolio Date: 4/30/2019



Past performance is not a guarantee of future returns. The value of investments may fall as well as rise and investors may not get back the full amount invested. Any decision to invest should be based on a full reading of the offer document. In case of any discrepancy between this sheet and the offer document in force, the offer document shall prevail.

Portfolio Date: 4/30/2019

### Trailing Returns

Period	Inv	Bmk1
3 months	8.66	7.34
6 months	8.37	10.41
1 Year	-6.06	1.77
2 Years	8.46	8.47
3 Years	14.94	13.62
5 Years	16.65	12.96

### Drawdown

Time Period: 5/1/2016 to 4/30/2019

	Inv	Bmk1
Max Drawdown	-14.17	-12.40
Max Drawdown # of Periods	13.00	2.00
Max Drawdown Peak Date	2/1/2018	9/1/2018
Max Drawdown Valley Date	2/28/2019	10/31/2018

### Leading Detractors

Time Period: 5/1/2018 to 4/30/2019

	Rescaled Weight	Return	Contribution
Future Retail Ltd	2.87	-30.35	-0.96
VRL Logistics Ltd	1.61	-35.37	-0.73
Magma Fincorp Ltd	1.66	-28.66	-0.66
CG Power & Industrial Solutions Ltd	0.77	-55.11	-0.64
Asian Granito India Ltd	0.72	-59.46	-0.57

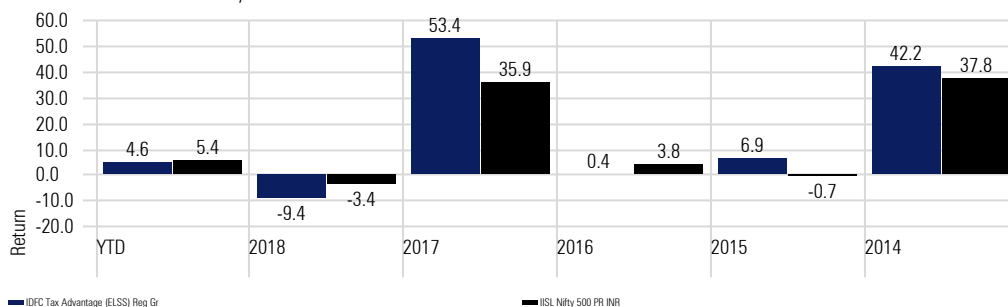
### Leading Contributors

Time Period: 5/1/2018 to 4/30/2019

	Rescaled Weight	Return	Contribution
ICICI Bank Ltd	5.02	44.82	1.72
Axis Bank Ltd	2.02	48.04	0.78
Infosys Ltd	3.38	30.45	0.78
HDFC Bank Ltd	4.62	19.92	0.76
RBL Bank Ltd	2.89	28.43	0.67

### Returns

Calculation Benchmark: IISL Nifty 500 PR INR



### Sector Allocation

Portfolio Date: 4/30/2019

Basic Materials %	12.87
Consumer Cyclical %	14.82
Financial Services %	29.70
Real Estate %	0.00
Consumer Defensive %	3.64
Healthcare %	6.83
Utilities %	3.56
Communication Services %	0.17
Energy %	6.95
Industrials %	12.12
Technology %	9.33

### Portfolio Holdings

Portfolio Date: 4/30/2019

