

Kotak Tax saver Reg Gr

Investment Objective

The investment objective of the scheme is to generate longterm capital appreciation from a diversified portfolio of equity and equity related securities and enable investors to avail the income tax rebate, as permitted from time to time.

Manager Biography

Harsha Upadhyaya since 8/25/2015

Operations

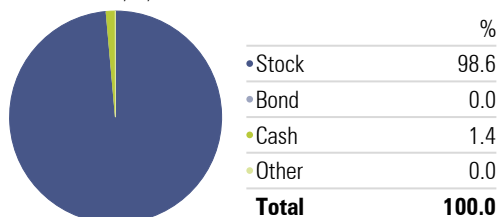
Inception Date	11/23/2005
Minimum Initial	500
Annual Report Net Expense Ratio	2.73
Turnover Ratio %	22.72
NAV (Mo-End)	44.43

Risk Reward

Std Dev	12.98
Alpha	-0.12
Sharpe Ratio	0.87
Treynor Ratio	11.74
R-Squared	91.95

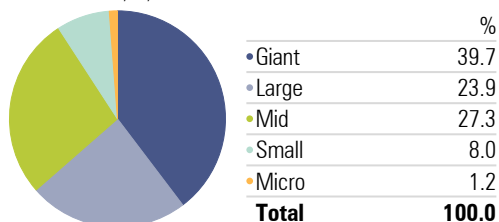
Asset Allocation

Portfolio Date: 4/30/2019



Market Capitalization

Portfolio Date: 4/30/2019



Past performance is not a guarantee of future returns. The value of investments may fall as well as rise and investors may not get back the full amount invested. Any decision to invest should be based on a full reading of the offer document. In case of any discrepancy between this sheet and the offer document in force, the offer document shall prevail.

Portfolio Date: 4/30/2019

Category Equity - ELSS

Suggested Horizon 3 Years and above

Trailing Returns

Period	Inv	Bmk1
3 months	8.38	7.34
6 months	13.20	10.41
1 Year	6.53	1.77
2 Years	6.70	8.47
3 Years	14.87	13.62
5 Years	17.20	12.96

Drawdown

Time Period: 5/1/2016 to 4/30/2019

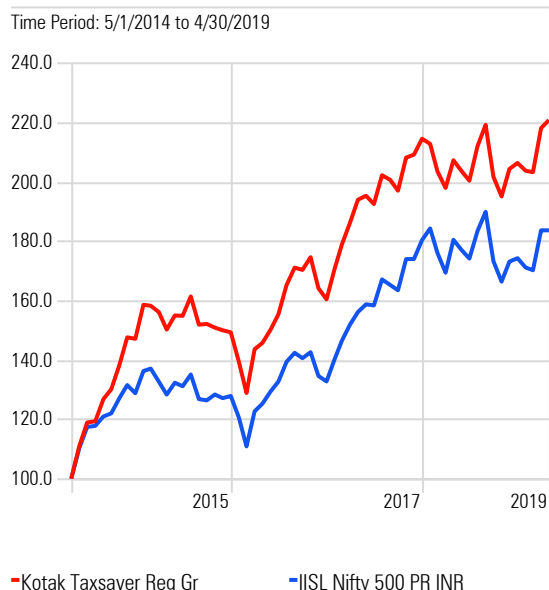
	Inv	Bmk1
Max Drawdown	-11.00	-12.40
Max Drawdown # of Periods	2.00	2.00
Max Drawdown Peak Date	9/1/2018	9/1/2018
Max Drawdown Valley Date	10/31/2018	10/31/2018

Leading Detractors

Time Period: 5/1/2018 to 4/30/2019

	Rescaled Weight	Return	Contribution
OCL India Ltd	0.90	-25.77	-0.64
Spicejet Ltd	0.33	-47.46	-0.46
Bharat Financial Inclusion Ltd	2.56	-12.85	-0.45
Arvind Ltd	0.50	-76.75	-0.44
APL Apollo Tubes Ltd	0.99	-26.68	-0.42

Investment Growth



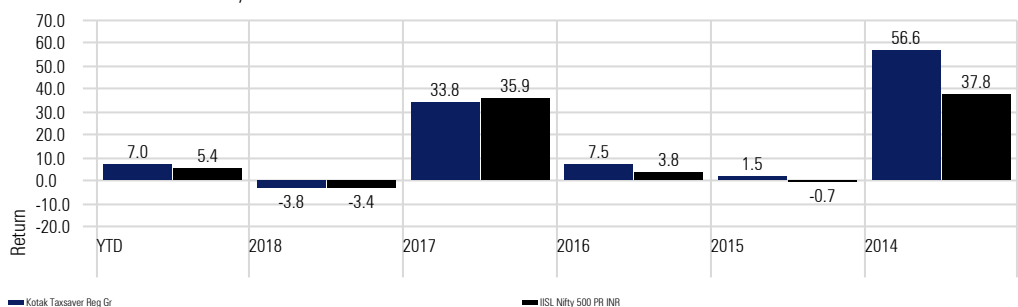
Leading Contributors

Time Period: 5/1/2018 to 4/30/2019

	Rescaled Weight	Return	Contribution
Reliance Industries Ltd	6.86	45.48	2.44
ICICI Bank Ltd	5.05	44.82	1.76
Axis Bank Ltd	3.15	48.04	1.26
HDFC Bank Ltd	6.72	19.92	1.22
Tata Consultancy Services Ltd	4.32	29.87	1.13

Returns

Calculation Benchmark: IISL Nifty 500 PR INR



Sector Allocation

Portfolio Date: 4/30/2019

Basic Materials %	13.74
Consumer Cyclical %	6.78
Financial Services %	28.28
Real Estate %	0.00
Consumer Defensive %	7.09
Healthcare %	2.74
Utilities %	5.38
Communication Services %	0.00
Energy %	8.00
Industrials %	17.33
Technology %	10.67

Portfolio Holdings

