

## L&T Tax Advantage Gr

### Investment Objective

To generate long-term capital growth from a diversified portfolio of predominantly equity and equity-related securities.

### Manager Biography

S.N. Lahiri since 11/24/2012

### Operations

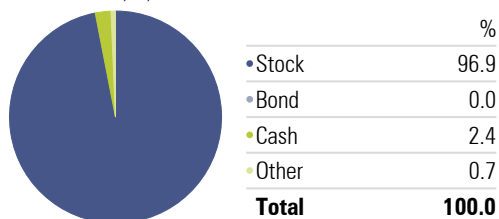
Inception Date	2/27/2006
Minimum Initial	500
Annual Report Net Expense Ratio	2.61
Turnover Ratio %	39.68
NAV (Mo-End)	53.50

### Risk Reward

Std Dev	12.89
Alpha	-1.05
Sharpe Ratio	0.78
Treynor Ratio	10.59
R-Squared	87.49

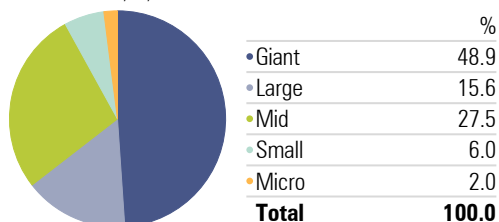
### Asset Allocation

Portfolio Date: 4/30/2019



### Market Capitalization

Portfolio Date: 4/30/2019



Past performance is not a guarantee of future returns. The value of investments may fall as well as rise and investors may not get back the full amount invested. Any decision to invest should be based on a full reading of the offer document. In case of any discrepancy between this sheet and the offer document in force, the offer document shall prevail.

Portfolio Date: 4/30/2019

## Category Equity - ELSS

## Suggested Horizon 3 Years and above

### Trailing Returns

Period	Inv	Bmk1
3 months	4.97	7.34
6 months	2.62	10.41
1 Year	-7.24	1.77
2 Years	4.44	8.47
3 Years	13.42	13.62
5 Years	14.87	12.96

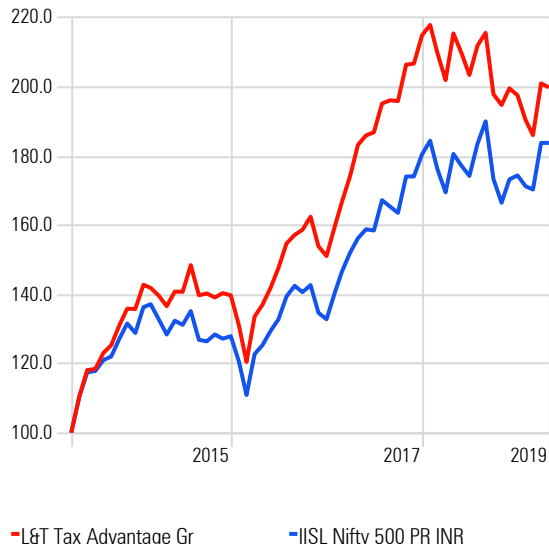
### Drawdown

Time Period: 5/1/2016 to 4/30/2019

	Inv	Bmk1
Max Drawdown	-14.63	-12.40
Max Drawdown # of Periods	13.00	2.00
Max Drawdown Peak Date	2/1/2018	9/1/2018
Max Drawdown Valley Date	2/28/2019	10/31/2018

### Investment Growth

Time Period: 5/1/2014 to 4/30/2019



### Leading Detractors

Time Period: 5/1/2018 to 4/30/2019

	Rescaled Weight	Return	Contribution
Graphite India Ltd	4.07	-43.15	-1.31
Sterlite Technologies Ltd	2.16	-45.44	-1.02
Future Retail Ltd	2.59	-30.35	-0.83
Navkar Corp Ltd	0.54	-77.82	-0.80
Ashoka Buildcon Ltd	1.37	-34.76	-0.64

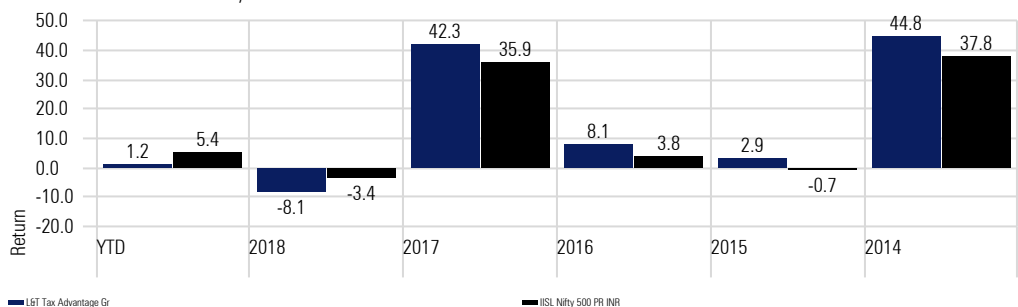
### Leading Contributors

Time Period: 5/1/2018 to 4/30/2019

	Rescaled Weight	Return	Contribution
Tata Consultancy Services Ltd	4.16	29.87	1.27
ICICI Bank Ltd	3.83	44.82	1.27
Axis Bank Ltd	2.59	48.04	0.98
HDFC Bank Ltd	5.16	19.92	0.88
Infosys Ltd	3.10	30.45	0.83

### Returns

Calculation Benchmark: IISL Nifty 500 PR INR



### Sector Allocation

Portfolio Date: 4/30/2019

Basic Materials %	11.82
Consumer Cyclical %	10.33
Financial Services %	34.90
Real Estate %	0.00
Consumer Defensive %	2.78
Healthcare %	8.57
Utilities %	1.05
Communication Services %	2.10
Energy %	5.09
Industrials %	10.67
Technology %	12.69

### Portfolio Holdings

Portfolio Date: 4/30/2019

