

Aditya BSL Focused Eq Gr

Investment Objective

The investment objective of the Scheme is to achieve long term capital appreciation by investing in upto 30 companies with long term sustainable competitive advantage and growth potential.

Manager Biography

Mahesh Patil since 7/29/2010

Operations

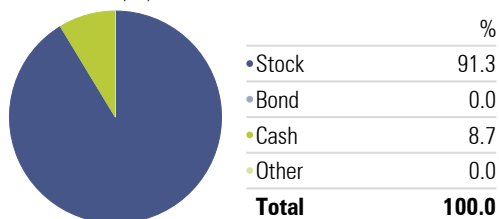
Inception Date	10/24/2005
Minimum Initial	1,000
Annual Report Net Expense Ratio	2.42
Turnover Ratio %	92.72
NAV (Mo-End)	59.88

Risk Reward

Std Dev	11.95
Alpha	-0.98
Sharpe Ratio	0.78
Treynor Ratio	10.39
R-Squared	95.60

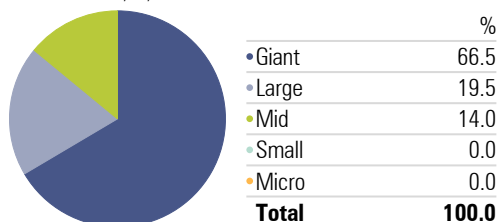
Asset Allocation

Portfolio Date: 4/30/2019



Market Capitalization

Portfolio Date: 4/30/2019



Past performance is not a guarantee of future returns. The value of investments may fall as well as rise and investors may not get back the full amount invested. Any decision to invest should be based on a full reading of the offer document. In case of any discrepancy between this sheet and the offer document in force, the offer document shall prevail.

Portfolio Date: 4/30/2019

Category Equity - Focused

Suggested Horizon 3 Years and above

Trailing Returns

Period	Inv	Bmk1
3 months	8.90	8.47
6 months	9.00	13.11
1 Year	3.75	9.39
2 Years	7.07	12.37
3 Years	12.67	14.39
5 Years	14.26	11.90

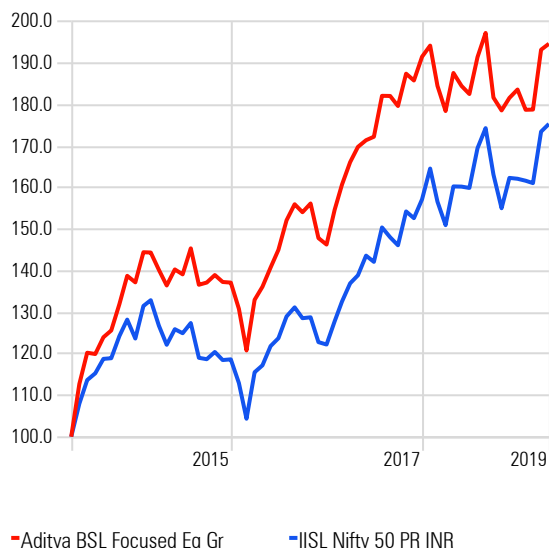
Drawdown

Time Period: 5/1/2016 to 4/30/2019

	Inv	Bmk1
Max Drawdown	-9.47	-10.94
Max Drawdown # of Periods	2.00	2.00
Max Drawdown Peak Date	9/1/2018	9/1/2018
Max Drawdown Valley Date	10/31/2018	10/31/2018

Investment Growth

Time Period: 5/1/2014 to 4/30/2019



Leading Detractors

Time Period: 5/1/2018 to 4/30/2019

	Rescaled Weight	Return	Contribution
Yes Bank Ltd	1.51	-47.65	-1.48
Maruti Suzuki India Ltd	3.15	-23.71	-0.82
Mahindra & Mahindra Ltd	2.80	-25.50	-0.76
Bharat Electronics Ltd	2.18	-32.59	-0.75
Mahindra & Mahindra Financial Services Ltd	2.79	-23.49	-0.73

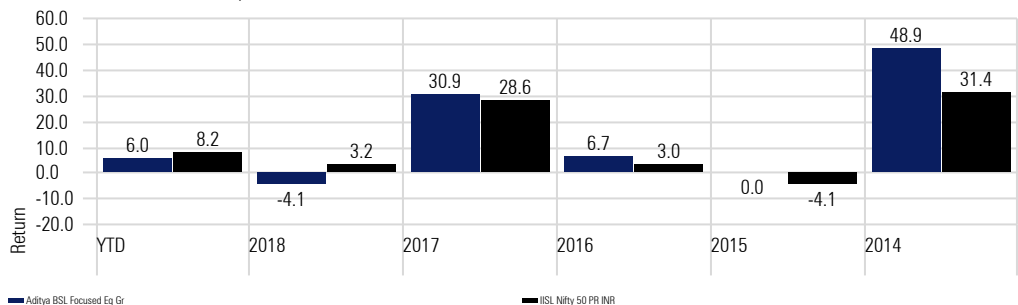
Leading Contributors

Time Period: 5/1/2018 to 4/30/2019

	Rescaled Weight	Return	Contribution
ICICI Bank Ltd	8.05	44.82	3.05
HDFC Bank Ltd	10.59	19.92	1.84
Infosys Ltd	6.65	30.45	1.73
Reliance Industries Ltd	3.07	45.48	1.19
Bharat Petroleum Corp Ltd	0.90	42.48	0.67

Returns

Calculation Benchmark: IISL Nifty 50 PR INR



Sector Allocation

Portfolio Date: 4/30/2019

Basic Materials %	8.62
Consumer Cyclical %	8.43
Financial Services %	44.32
Real Estate %	0.00
Consumer Defensive %	9.00
Healthcare %	3.32
Utilities %	4.12
Communication Services %	0.00
Energy %	4.96
Industrials %	6.85
Technology %	10.38

Portfolio Holdings

Portfolio Date: 4/30/2019

