

DSP Focus Reg Gr

Investment Objective

The primary investment objective of the Scheme is to generate long-term capital growth from a portfolio of equity and equity-related securities including equity derivatives. The portfolio will consist of multi cap companies by market capitalisation. The Scheme will hold equity and equity-related securities including equity derivatives, of upto 30 companies. The Scheme may also invest in debt and money market securities, for defensive considerations and/or for managing liquidity requirements.

Manager Biography

Gopal Agrawal since 10/1/2018

Operations

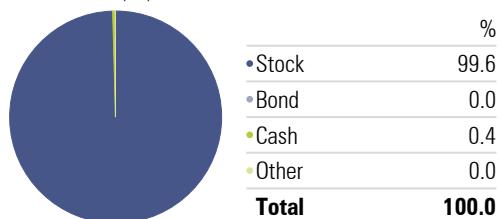
Inception Date	6/10/2010
Minimum Initial	500
Annual Report Net Expense Ratio	2.38
Turnover Ratio %	61.23
NAV (Mo-End)	23.16

Risk Reward

Std Dev	14.87
Alpha	-4.41
Sharpe Ratio	0.54
Treynor Ratio	6.88
R-Squared	91.00

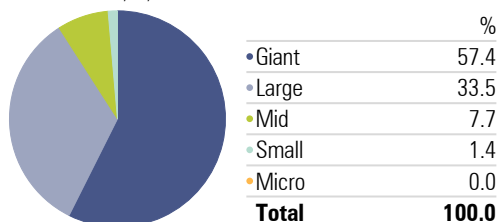
Asset Allocation

Portfolio Date: 4/30/2019



Market Capitalization

Portfolio Date: 4/30/2019



Past performance is not a guarantee of future returns. The value of investments may fall as well as rise and investors may not get back the full amount invested. Any decision to invest should be based on a full reading of the offer document. In case of any discrepancy between this sheet and the offer document in force, the offer document shall prevail.

Portfolio Date: 4/30/2019

Category Equity - Focused

Suggested Horizon 3 Years and above

Trailing Returns

Period	Inv	Bmk1
3 months	9.58	8.47
6 months	12.75	13.11
1 Year	1.29	9.39
2 Years	5.42	12.37
3 Years	10.87	14.39
5 Years	14.91	11.90

Drawdown

Time Period: 5/1/2016 to 4/30/2019

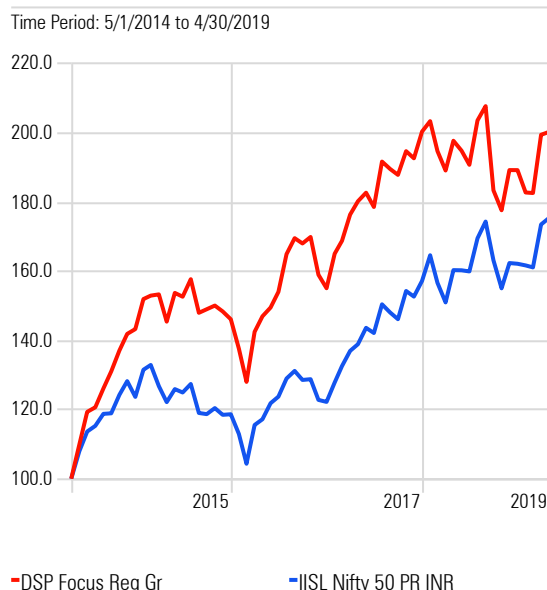
	Inv	Bmk1
Max Drawdown	-14.50	-11.78
Max Drawdown # of Periods	2.00	2.00
Max Drawdown Peak Date	9/1/2018	9/1/2018
Max Drawdown Valley Date	10/31/2018	10/31/2018

Leading Detractors

Time Period: 5/1/2018 to 4/30/2019

	Rescaled Weight	Return Contribution
Yes Bank Ltd	2.41	-47.65
Maruti Suzuki India Ltd	6.86	-23.71
Ashok Leyland Ltd	2.10	-45.33
IndusInd Bank Ltd	4.86	-14.70
Eicher Motors Ltd	1.90	-34.43

Investment Growth



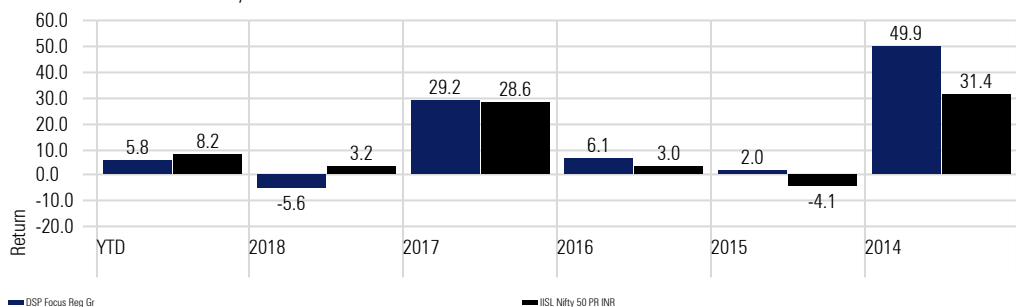
Leading Contributors

Time Period: 5/1/2018 to 4/30/2019

	Rescaled Weight	Return Contribution
Reliance Industries Ltd	7.65	45.48
ICICI Bank Ltd	6.84	44.82
Bajaj Finance Ltd	5.17	62.62
HDFC Bank Ltd	12.07	19.92
ICICI Lombard General Insurance Co Ltd	2.86	44.64

Returns

Calculation Benchmark: IISL Nifty 50 PR INR



Sector Allocation

Portfolio Date: 4/30/2019

Basic Materials %	14.37
Consumer Cyclical %	8.86
Financial Services %	44.72
Real Estate %	0.00
Consumer Defensive %	4.84
Healthcare %	2.38
Utilities %	0.00
Communication Services %	0.00
Energy %	9.31
Industrials %	11.74
Technology %	3.78

Portfolio Holdings

