

Kotak Focused Equity Reg Gr

Investment Objective

The investment objective of the scheme is to generate long term capital appreciation/income by investing in equity & equity related instruments across market capitalization of up to 30 companies. However, there is no assurance that the objective of the scheme will be realized.

Manager Biography

Shibani Kurian since 7/10/2019

Operations

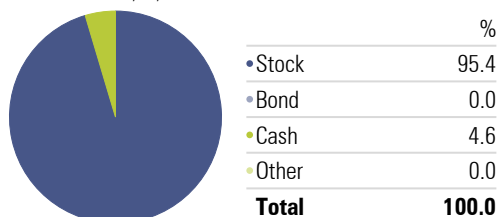
Inception Date	7/16/2019
Minimum Initial	5,000
Annual Report Net Expense Ratio	
Turnover Ratio %	
NAV (Mo-End)	10.69

Risk Reward

Std Dev
Alpha
Sharpe Ratio
Treynor Ratio
R-Squared

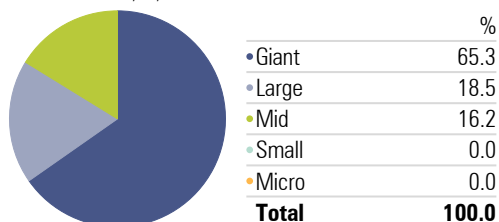
Asset Allocation

Portfolio Date: 10/31/2019



Market Capitalization

Portfolio Date: 10/31/2019



Past performance is not a guarantee of future returns. The value of investments may fall as well as rise and investors may not get back the full amount invested. Any decision to invest should be based on a full reading of the offer document. In case of any discrepancy between this sheet and the offer document in force, the offer document shall prevail.

Portfolio Date: 10/31/2019

Category Equity - Focused

Trailing Returns

Period	Inv	Bmk1
3 months	6.60	6.83
6 months		1.10
1 Year		14.35
2 Years		7.20
3 Years		11.25
5 Years		7.37

Drawdown

Time Period: 11/1/2016 to 10/31/2019

	Inv	Bmk1
Max Drawdown		-11.76
Max Drawdown # of Periods		2.00
Max Drawdown Peak Date		9/1/2018
Max Drawdown Valley Date		10/31/2018

Leading Detractors

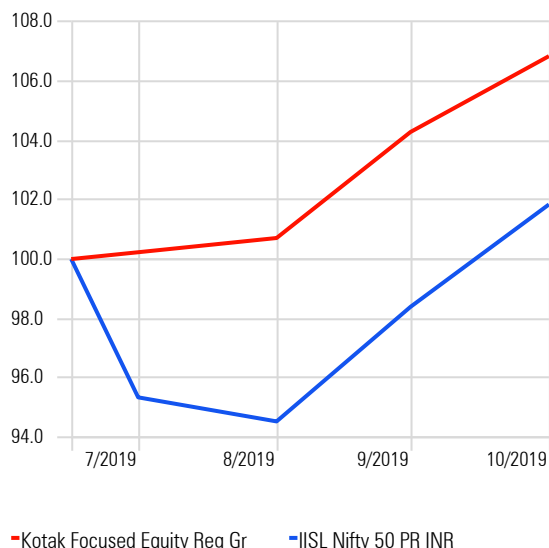
Time Period: 11/1/2018 to 10/31/2019

	Rescaled Weight	Return	Contribution
InterGlobe Aviation Ltd	0.21	-22.90	-0.71
Kalpataru Power Transmission Ltd	0.30	-2.96	-0.14
Gujarat State Petronet Ltd	0.35	-3.89	-0.10
NTPC Ltd	0.18	-3.33	-0.09
Max Financial Services Ltd	0.23	-3.50	-0.05

Suggested Horizon 3 Years and above

Investment Growth

Time Period: 7/17/2019 to 10/31/2019



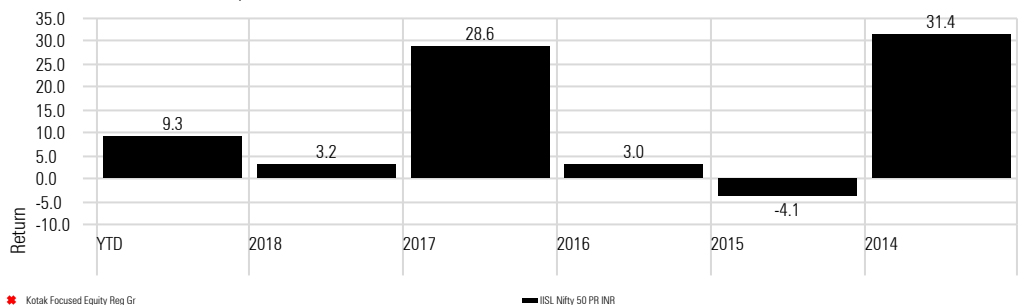
Leading Contributors

Time Period: 11/1/2018 to 10/31/2019

	Rescaled Weight	Return	Contribution
HDFC Bank Ltd	13.85	29.80	3.70
Reliance Industries Ltd	11.16	38.74	3.60
ICICI Bank Ltd	11.59	30.75	3.29
HDFC Asset Management Company Limited	1.77	103.55	1.80
HDFC Life Insurance Co Ltd	2.68	69.32	1.76

Returns

Calculation Benchmark: IISL Nifty 50 PR INR



Sector Allocation

Portfolio Date: 10/31/2019

Basic Materials %	9.47
Consumer Cyclical %	7.53
Financial Services %	39.51
Real Estate %	0.00
Consumer Defensive %	7.66
Healthcare %	0.00
Utilities %	3.70
Communication Services %	0.00
Energy %	11.39
Industrials %	13.39
Technology %	7.36

Portfolio Holdings

Portfolio Date: 10/31/2019

