

Aditya BSL Equity Advantage Gr

Category
Equity - Large & Mid Cap

Suggested Horizon
3 Years and above

Investment Objective

The objective of the scheme is to achieve long-term growth of capital, at relatively moderate levels of risk through a diversified research based investment approach.

Manager Biography

Satyabrata Mohanty since 10/17/2011

Operations

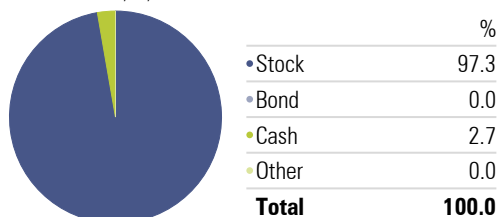
Inception Date	2/24/1995
Minimum Initial	1,000
Annual Report Net Expense Ratio	2.43
Turnover Ratio %	63.30
NAV (Mo-End)	404.66

Risk Reward

Std Dev	15.47
Alpha	-4.55
Sharpe Ratio	0.56
Treynor Ratio	7.15
R-Squared	85.84

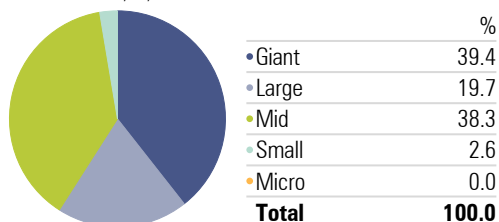
Asset Allocation

Portfolio Date: 4/30/2019



Market Capitalization

Portfolio Date: 4/30/2019



Past performance is not a guarantee of future returns. The value of investments may fall as well as rise and investors may not get back the full amount invested. Any decision to invest should be based on a full reading of the offer document. In case of any discrepancy between this sheet and the offer document in force, the offer document shall prevail.

Portfolio Date: 4/30/2019

Trailing Returns

Period	Inv	Bmk1
3 months	7.43	7.34
6 months	8.55	10.41
1 Year	-5.92	1.77
2 Years	2.54	8.47
3 Years	11.45	13.62
5 Years	16.43	12.96

Drawdown

Time Period: 5/1/2016 to 4/30/2019

	Inv	Bmk1
Max Drawdown	-17.22	-12.40
Max Drawdown # of Periods	10.00	2.00
Max Drawdown Peak Date	1/1/2018	9/1/2018
Max Drawdown Valley Date	10/31/2018	10/31/2018

Leading Detractors

Time Period: 5/1/2018 to 4/30/2019

	Rescaled Weight	Return Contribution
Yes Bank Ltd	1.59	-47.65
PNB Housing Finance Ltd	2.58	-49.08
Natco Pharma Ltd	3.17	-32.13
Quess Corp Ltd	1.97	-39.93
Tata Steel Ltd	1.81	-15.73

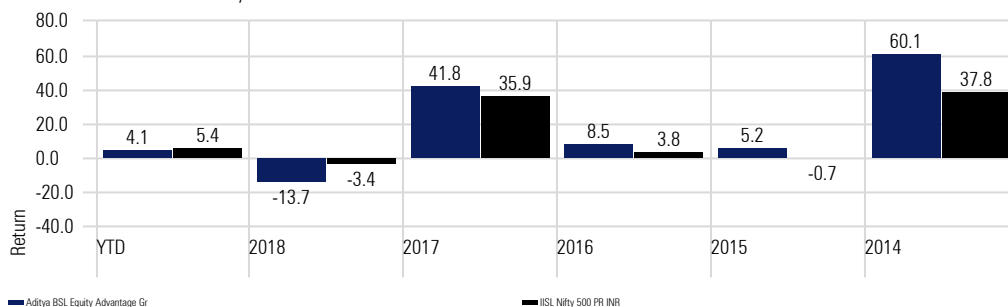
Leading Contributors

Time Period: 5/1/2018 to 4/30/2019

	Rescaled Weight	Return Contribution
Reliance Industries Ltd	6.38	45.48
ICICI Bank Ltd	4.84	35.30
Bajaj Finance Ltd	2.71	62.62
HDFC Bank Ltd	7.76	19.92
Infosys Ltd	3.52	30.45

Returns

Calculation Benchmark: IISL Nifty 500 PR INR



Sector Allocation

Portfolio Date: 4/30/2019

Basic Materials %	10.93
Consumer Cyclical %	12.15
Financial Services %	42.50
Real Estate %	0.00
Consumer Defensive %	2.27
Healthcare %	4.82
Utilities %	0.59
Communication Services %	0.00
Energy %	7.72
Industrials %	9.10
Technology %	9.91

Portfolio Holdings

Portfolio Date: 4/30/2019

