

## IDFC Core Equity Gr

### Investment Objective

The Scheme seeks to generate long-term capital growth by investing predominantly in large cap and mid cap stocks.

### Manager Biography

Anoop Bhaskar since 4/30/2016

### Operations

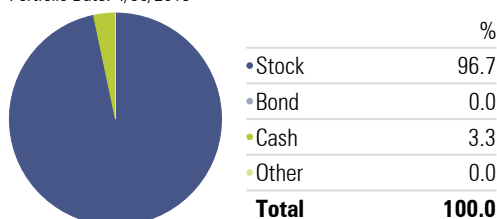
Inception Date	8/9/2005
Minimum Initial	5,000
Annual Report Net Expense Ratio	2.38
Turnover Ratio %	114.04
NAV (Mo-End)	44.74

### Risk Reward

Std Dev	13.08
Alpha	-1.14
Sharpe Ratio	0.80
Treynor Ratio	10.57
R-Squared	92.82

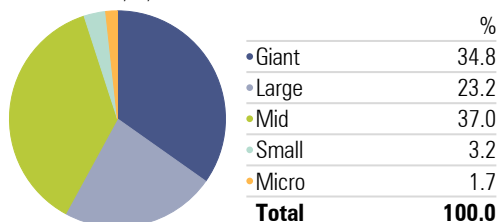
### Asset Allocation

Portfolio Date: 4/30/2019



### Market Capitalization

Portfolio Date: 4/30/2019



Past performance is not a guarantee of future returns. The value of investments may fall as well as rise and investors may not get back the full amount invested. Any decision to invest should be based on a full reading of the offer document. In case of any discrepancy between this sheet and the offer document in force, the offer document shall prevail.

Portfolio Date: 4/30/2019

## Category Equity - Large & Mid Cap

## Suggested Horizon 3 Years and above

### Trailing Returns

Period	Inv	Bmk1
3 months	5.37	7.34
6 months	5.64	10.41
1 Year	-3.57	1.77
2 Years	4.97	8.47
3 Years	13.86	13.62
5 Years	13.20	12.96

### Drawdown

Time Period: 5/1/2016 to 4/30/2019

	Inv	Bmk1
Max Drawdown	-11.46	-12.40
Max Drawdown # of Periods	6.00	2.00
Max Drawdown Peak Date	9/1/2018	9/1/2018
Max Drawdown Valley Date	2/28/2019	10/31/2018

### Leading Detractors

Time Period: 5/1/2018 to 4/30/2019

	Rescaled Weight	Return Contribution
MRF Ltd	1.98	-33.69
Future Retail Ltd	2.16	-30.35
Bharat Financial Inclusion Ltd	1.03	-24.56
Mahindra & Mahindra Ltd	2.13	-25.50
Jindal Steel & Power Ltd	1.74	-29.40

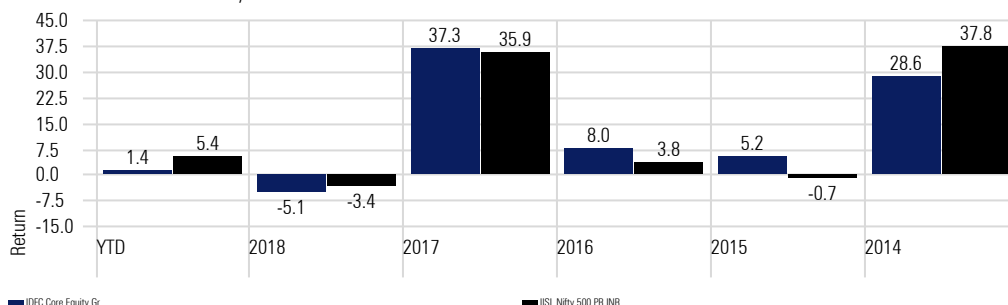
### Leading Contributors

Time Period: 5/1/2018 to 4/30/2019

	Rescaled Weight	Return Contribution
ICICI Bank Ltd	3.30	44.82
Infosys Ltd	4.70	30.45
Reliance Industries Ltd	3.38	45.48
HDFC Bank Ltd	6.69	19.92
Axis Bank Ltd	2.05	48.04

### Returns

Calculation Benchmark: IISL Nifty 500 PR INR



### Sector Allocation

Portfolio Date: 4/30/2019

Basic Materials %	9.21
Consumer Cyclical %	18.62
Financial Services %	31.83
Real Estate %	0.00
Consumer Defensive %	4.92
Healthcare %	9.49
Utilities %	4.32
Communication Services %	0.09
Energy %	5.76
Industrials %	10.08
Technology %	5.68

### Portfolio Holdings

