

ICICI Pru Bluechip Gr

Investment Objective

To generate long term capital appreciation and income distribution to investors from a portfolio that is predominantly invested in equity and equity related securities of large cap companies. However, there can be no assurance or guarantee that the investment objective of the Scheme would be achieved.

Manager Biography

Anish Tawakley since 9/5/2018

Operations

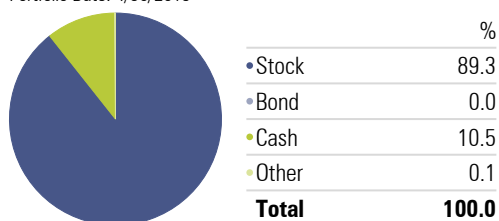
Inception Date	5/23/2008
Minimum Initial	100
Annual Report Net Expense Ratio	2.30
Turnover Ratio %	834.91
NAV (Mo-End)	42.60

Risk Reward

Std Dev	11.11
Alpha	0.43
Sharpe Ratio	0.97
Treynor Ratio	12.78
R-Squared	95.18

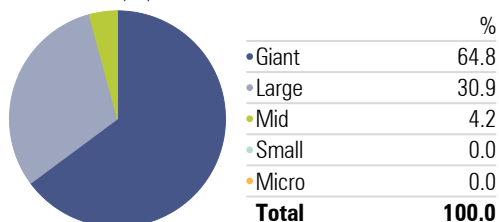
Asset Allocation

Portfolio Date: 4/30/2019



Market Capitalization

Portfolio Date: 4/30/2019



Past performance is not a guarantee of future returns. The value of investments may fall as well as rise and investors may not get back the full amount invested. Any decision to invest should be based on a full reading of the offer document. In case of any discrepancy between this sheet and the offer document in force, the offer document shall prevail.

Portfolio Date: 4/30/2019

Category Equity - Largecap

Suggested Horizon 3 Years and above

Trailing Returns

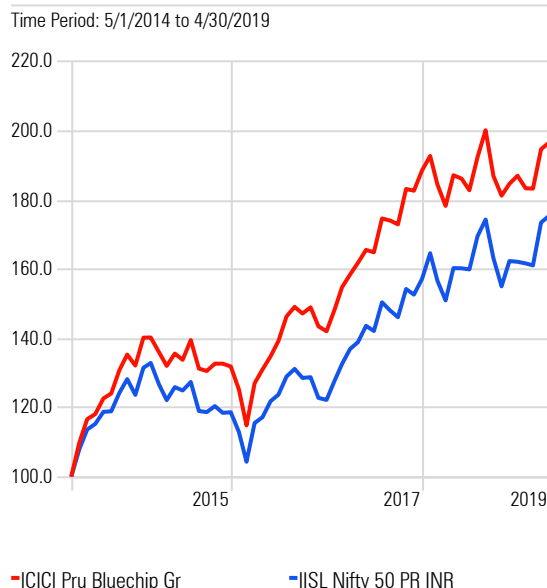
Period	Inv	Bmk1
3 months	7.20	8.47
6 months	8.45	13.11
1 Year	5.03	9.39
2 Years	10.21	12.37
3 Years	14.50	14.39
5 Years	14.49	11.90

Drawdown

Time Period: 5/1/2016 to 4/30/2019

	Inv	Bmk1
Max Drawdown	-9.45	-11.52
Max Drawdown # of Periods	2.00	2.00
Max Drawdown Peak Date	9/1/2018	9/1/2018
Max Drawdown Valley Date	10/31/2018	10/31/2018

Investment Growth



Leading Detractors

Time Period: 5/1/2018 to 4/30/2019

	Rescaled Weight	Return Contribution
Motherson Sumi Systems Ltd	3.79	-37.24
Eicher Motors Ltd	1.78	-34.43
Maruti Suzuki India Ltd	2.97	-23.71
Bharti Airtel Ltd	3.84	-13.54
TVS Motor Co Ltd	2.69	-25.95

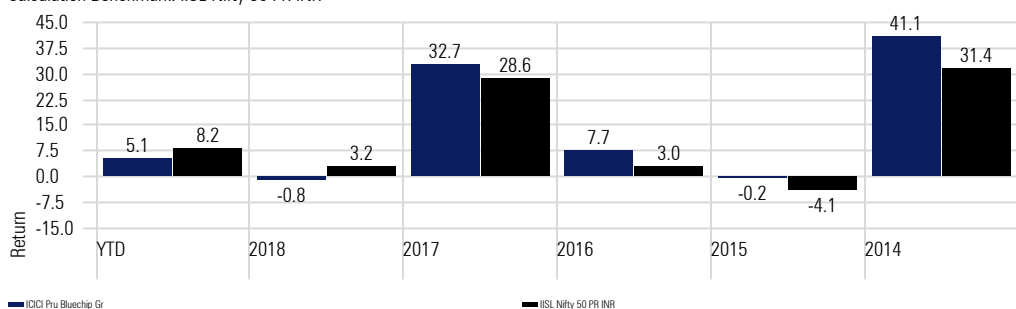
Leading Contributors

Time Period: 5/1/2018 to 4/30/2019

	Rescaled Weight	Return Contribution
ICICI Bank Ltd	6.73	44.82
Axis Bank Ltd	4.00	48.04
HDFC Bank Ltd	5.64	19.92
Infosys Ltd	5.28	30.45
Reliance Industries Ltd	1.48	45.48

Returns

Calculation Benchmark: IISL Nifty 50 PR INR



Sector Allocation

Portfolio Date: 4/30/2019

Basic Materials %	9.66
Consumer Cyclical %	10.57
Financial Services %	34.23
Real Estate %	0.00
Consumer Defensive %	7.47
Healthcare %	3.00
Utilities %	6.59
Communication Services %	3.85
Energy %	8.57
Industrials %	5.28
Technology %	10.78

Portfolio Holdings

