

UTI Mastershare Unit Reg Gr

Category
Equity - Largecap

Suggested Horizon
3 Years and above

Investment Objective

The objective of the scheme is to generate long term capital appreciation by investing predominantly in equity and equity related securities of large cap companies. However, there can be no assurance or guarantee that the investment objective of the scheme would be achieved.

Manager Biography

Swati Kulkarni since 11/1/2006

Operations

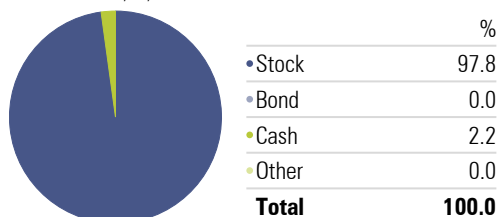
Inception Date	10/15/1986
Minimum Initial	100
Annual Report Net Expense Ratio	2.47
Turnover Ratio %	18.52
NAV (Mo-End)	122.78

Risk Reward

Std Dev	11.81
Alpha	-2.18
Sharpe Ratio	0.76
Treynor Ratio	9.58
R-Squared	96.69

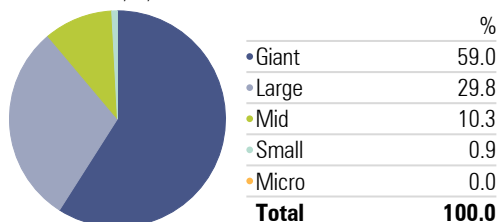
Asset Allocation

Portfolio Date: 4/30/2019



Market Capitalization

Portfolio Date: 4/30/2019



Past performance is not a guarantee of future returns. The value of investments may fall as well as rise and investors may not get back the full amount invested. Any decision to invest should be based on a full reading of the offer document. In case of any discrepancy between this sheet and the offer document in force, the offer document shall prevail.

Portfolio Date: 4/30/2019

Trailing Returns

Period	Inv	Bmk1
3 months	6.24	8.47
6 months	9.90	13.11
1 Year	3.52	9.39
2 Years	9.11	12.37
3 Years	12.34	14.39
5 Years	13.56	11.90

Drawdown

Time Period: 5/1/2016 to 4/30/2019

	Inv	Bmk1
Max Drawdown	-11.68	-11.15
Max Drawdown # of Periods	2.00	2.00
Max Drawdown Peak Date	9/1/2018	9/1/2018
Max Drawdown Valley Date	10/31/2018	10/31/2018

Leading Detractors

Time Period: 5/1/2018 to 4/30/2019

	Rescaled Weight	Return	Contribution
Yes Bank Ltd	1.03	-53.23	-0.84
Maruti Suzuki India Ltd	3.18	-23.71	-0.82
Tata Motors Ltd	1.19	-37.04	-0.67
Mahindra & Mahindra Ltd	2.51	-25.50	-0.65
Vedanta Ltd	1.34	-38.88	-0.64

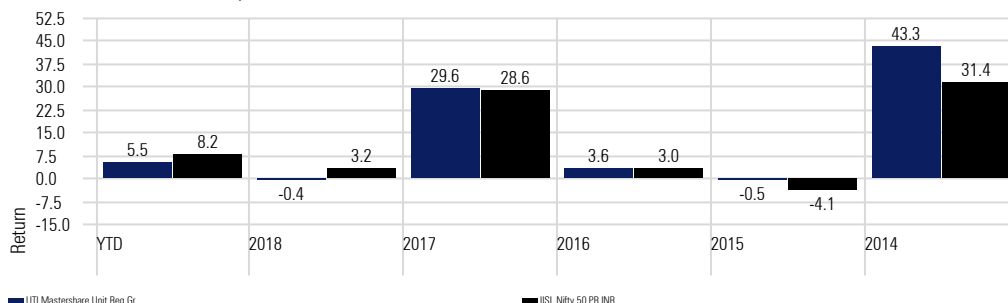
Leading Contributors

Time Period: 5/1/2018 to 4/30/2019

	Rescaled Weight	Return	Contribution
ICICI Bank Ltd	6.98	44.82	2.63
Infosys Ltd	7.35	30.45	1.94
HDFC Bank Ltd	9.09	19.92	1.72
Tata Consultancy Services Ltd	5.83	29.87	1.57
Reliance Industries Ltd	2.62	45.48	1.02

Returns

Calculation Benchmark: IISL Nifty 50 PR INR



Sector Allocation

Portfolio Date: 4/30/2019

Basic Materials %	6.18
Consumer Cyclical %	11.33
Financial Services %	35.67
Real Estate %	0.00
Consumer Defensive %	5.02
Healthcare %	5.53
Utilities %	2.73
Communication Services %	2.07
Energy %	4.28
Industrials %	10.39
Technology %	16.81

Portfolio Holdings

Portfolio Date: 4/30/2019

