

Invesco India Mid Cap Gr

Investment Objective

The Scheme seeks to generate capital appreciation by investing predominantly in Midcap companies.

Manager Biography

Pranav Gokhale since 3/29/2018

Operations

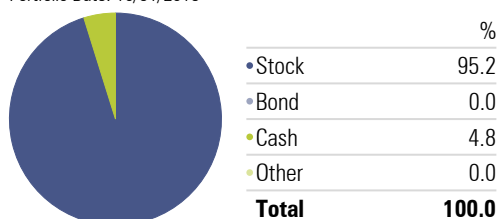
Inception Date	4/19/2007
Minimum Initial	1,000
Annual Report Net Expense Ratio	2.57
Turnover Ratio %	60.79
NAV (Mo-End)	49.05

Risk Reward

Std Dev	16.08
Alpha	3.06
Sharpe Ratio	0.33
Treynor Ratio	4.64
R-Squared	95.95

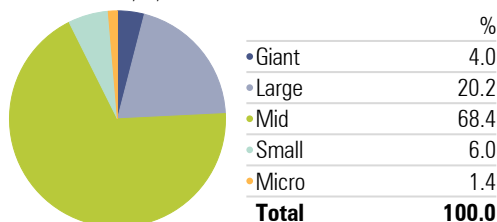
Asset Allocation

Portfolio Date: 10/31/2019



Market Capitalization

Portfolio Date: 10/31/2019



Past performance is not a guarantee of future returns. The value of investments may fall as well as rise and investors may not get back the full amount invested. Any decision to invest should be based on a full reading of the offer document. In case of any discrepancy between this sheet and the offer document in force, the offer document shall prevail.

Portfolio Date: 10/31/2019

Category Equity - Midcap

Trailing Returns

Period	Inv	Bmk1
3 months	11.00	5.64
6 months	1.83	-4.26
1 Year	6.10	-2.15
2 Years	1.49	-7.31
3 Years	7.66	1.86
5 Years	10.34	7.27

Drawdown

Time Period: 11/1/2016 to 10/31/2019

	Inv	Bmk1
Max Drawdown	-15.15	-24.61
Max Drawdown # of Periods	11.00	20.00
Max Drawdown Peak Date	9/1/2018	1/1/2018
Max Drawdown Valley Date	7/31/2019	8/31/2019

Leading Detractors

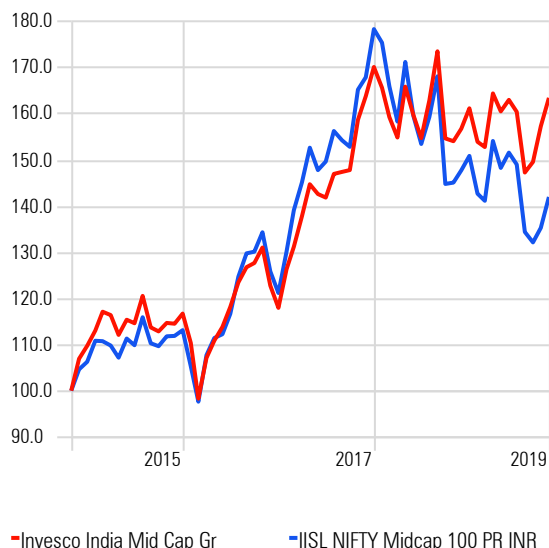
Time Period: 11/1/2018 to 10/31/2019

	Rescaled Weight	Return	Contribution
RBL Bank Ltd	3.99	-37.04	-1.51
Sterlite Technologies Ltd	0.97	-60.08	-1.16
Exide Industries Ltd	3.29	-26.47	-1.06
Mahindra & Mahindra Financial Services Ltd	2.47	-24.21	-0.75
Music Broadcast Ltd	0.72	-46.22	-0.70

Suggested Horizon 3 Years and above

Investment Growth

Time Period: 11/1/2014 to 10/31/2019



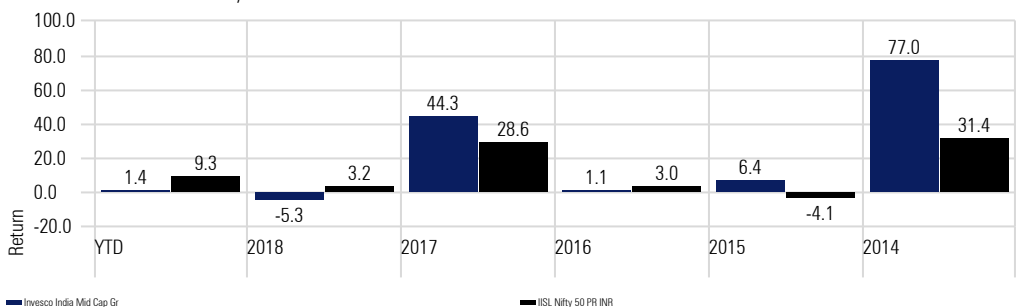
Leading Contributors

Time Period: 11/1/2018 to 10/31/2019

	Rescaled Weight	Return	Contribution
Whirlpool of India Ltd	2.29	47.31	1.81
Bata India Ltd	2.32	86.02	1.64
Indraprastha Gas Ltd	3.12	47.44	1.31
Apollo Hospitals Enterprise Ltd	3.70	30.66	1.06
Vinati Organics Ltd	2.53	40.30	0.92

Returns

Calculation Benchmark: IISL Nifty 50 PR INR



Sector Allocation

Portfolio Date: 10/31/2019

Basic Materials %	12.00
Consumer Cyclical %	14.57
Financial Services %	19.93
Real Estate %	0.00
Consumer Defensive %	3.36
Healthcare %	13.34
Utilities %	11.50
Communication Services %	2.10
Energy %	0.00
Industrials %	13.55
Technology %	9.64

Portfolio Holdings

Portfolio Date: 10/31/2019

