

L&T Midcap Gr

Investment Objective

To generate capital appreciation by investing primarily in midcap stocks.

Manager Biography

S.N. Lahiri since 6/22/2013

Operations

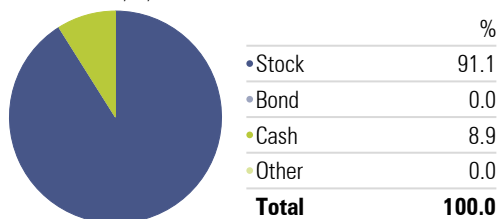
Inception Date	8/9/2004
Minimum Initial	5,000
Annual Report Net Expense Ratio	2.69
Turnover Ratio %	46.56
NAV (Mo-End)	131.57

Risk Reward

Std Dev	15.38
Alpha	4.61
Sharpe Ratio	0.81
Treynor Ratio	14.20
R-Squared	90.69

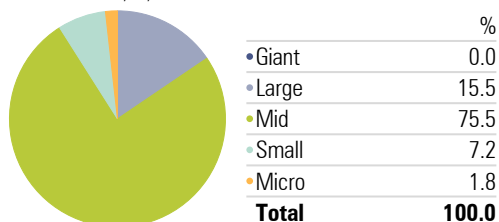
Asset Allocation

Portfolio Date: 4/30/2019



Market Capitalization

Portfolio Date: 4/30/2019



Past performance is not a guarantee of future returns. The value of investments may fall as well as rise and investors may not get back the full amount invested. Any decision to invest should be based on a full reading of the offer document. In case of any discrepancy between this sheet and the offer document in force, the offer document shall prevail.

Portfolio Date: 4/30/2019

Category Equity - Midcap

Suggested Horizon 3 Years and above

Trailing Returns

Period	Inv	Bmk1
3 months	3.31	3.91
6 months	3.41	2.19
1 Year	-11.51	-13.42
2 Years	2.71	-1.45
3 Years	15.67	10.01
5 Years	20.94	14.87

Drawdown

Time Period: 5/1/2016 to 4/30/2019

	Inv	Bmk1
Max Drawdown	-17.37	-20.03
Max Drawdown # of Periods	14.00	14.00
Max Drawdown Peak Date	1/1/2018	1/1/2018
Max Drawdown Valley Date	2/28/2019	2/28/2019

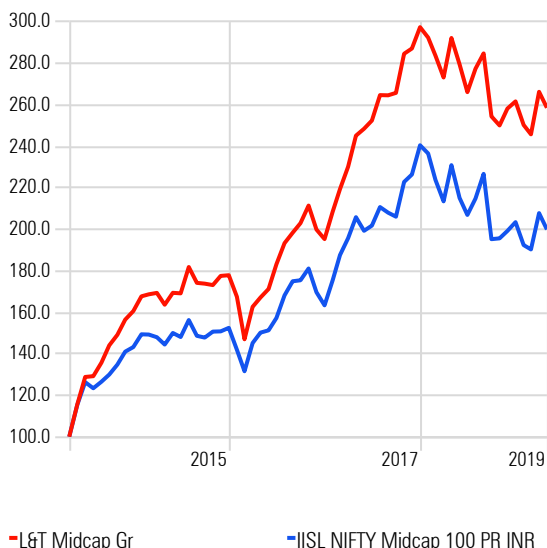
Leading Detractors

Time Period: 5/1/2018 to 4/30/2019

	Rescaled Weight	Return	Contribution
Sterite Technologies Ltd	1.69	-45.44	-0.85
Emami Ltd	2.89	-30.24	-0.85
Bharat Financial Inclusion Ltd	2.51	-13.44	-0.70
Cholamandalam Investment and Finance Co Ltd	2.46	-19.85	-0.62
MRF Ltd	1.39	-33.69	-0.54

Investment Growth

Time Period: 5/1/2014 to 4/30/2019



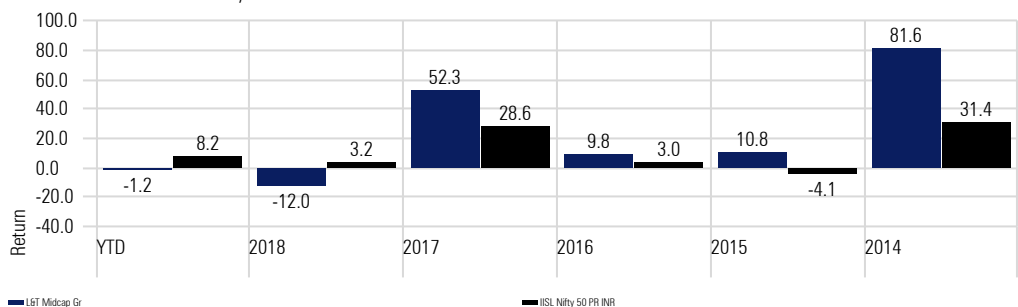
Leading Contributors

Time Period: 5/1/2018 to 4/30/2019

	Rescaled Weight	Return	Contribution
Divi's Laboratories Ltd	2.01	46.99	0.70
RBL Bank Ltd	2.77	28.43	0.62
City Union Bank Ltd	2.86	21.53	0.49
Kajaria Ceramics Ltd	1.55	9.64	0.47
Torrent Pharmaceuticals Ltd	1.88	28.81	0.47

Returns

Calculation Benchmark: IISL Nifty 50 PR INR



Sector Allocation

Portfolio Date: 4/30/2019

Basic Materials %	23.25
Consumer Cyclical %	15.65
Financial Services %	24.66
Real Estate %	3.99
Consumer Defensive %	4.05
Healthcare %	8.74
Utilities %	1.20
Communication Services %	0.00
Energy %	0.78
Industrials %	14.21
Technology %	3.47

Portfolio Holdings

Portfolio Date: 4/30/2019

