

DSP Midcap Reg Gr

Investment Objective

The primary investment objective is to seek to generate long term capital appreciation from a portfolio that is substantially constituted of equity and equity related securities of midcap companies. From time to time, the fund manager will also seek participation in other equity and equity related securities to achieve optimal portfolio construction.

Manager Biography

Vinit Sambre since 7/1/2012

Operations

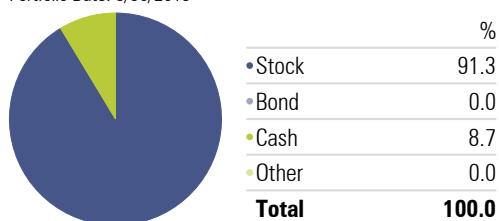
Inception Date	11/14/2006
Minimum Initial	500
Annual Report Net Expense Ratio	2.50
Turnover Ratio %	26.57
NAV (Mo-End)	54.11

Risk Reward

Std Dev	15.63
Alpha	3.40
Sharpe Ratio	0.30
Treynor Ratio	4.16
R-Squared	89.23

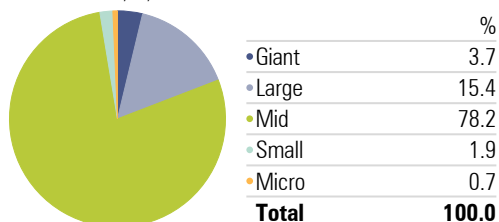
Asset Allocation

Portfolio Date: 9/30/2019



Market Capitalization

Portfolio Date: 9/30/2019



Past performance is not a guarantee of future returns. The value of investments may fall as well as rise and investors may not get back the full amount invested. Any decision to invest should be based on a full reading of the offer document. In case of any discrepancy between this sheet and the offer document in force, the offer document shall prevail.

Portfolio Date: 9/30/2019

Category Equity - Midcap

Trailing Returns

Period	Inv	Bmk1
3 months	-0.78	-9.22
6 months	-1.46	-12.23
1 Year	7.42	-6.58
2 Years	1.65	-5.92
3 Years	7.04	1.31
5 Years	12.08	7.02

Drawdown

Time Period: 10/1/2016 to 9/30/2019

	Inv	Bmk1
Max Drawdown	-14.53	-24.61
Max Drawdown # of Periods	10.00	20.00
Max Drawdown Peak Date	1/1/2018	1/1/2018
Max Drawdown Valley Date	10/31/2018	8/31/2019

Leading Detractors

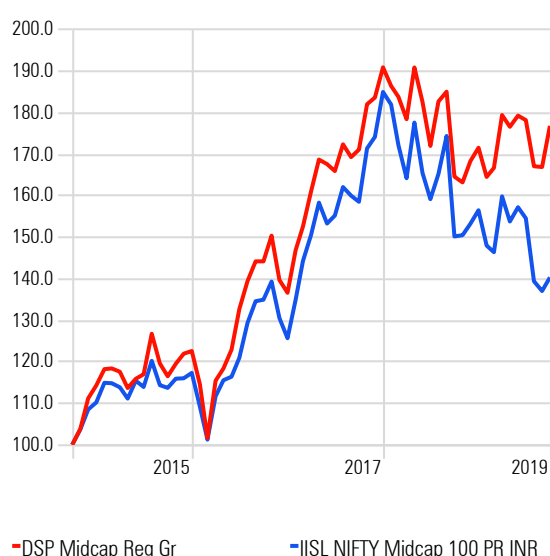
Time Period: 10/1/2018 to 9/30/2019

	Rescaled Weight	Return Contribution
Exide Industries Ltd	4.37	-25.62
Emami Ltd	2.30	-34.70
Ashapura Intimates Fashion Ltd	0.11	-92.90
Motherson Sumi Systems Ltd	1.38	-37.76
Finolex Cables Ltd	1.94	-25.87

Suggested Horizon 3 Years and above

Investment Growth

Time Period: 10/1/2014 to 9/30/2019



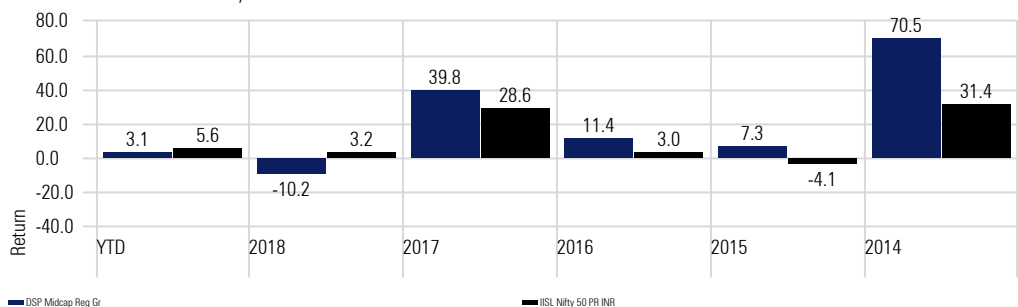
Leading Contributors

Time Period: 10/1/2018 to 9/30/2019

	Rescaled Weight	Return Contribution
Manappuram Finance Ltd	2.67	98.96
SRF Ltd	3.75	61.66
PI Industries Ltd	2.74	84.39
Divi's Laboratories Ltd	3.50	28.38
Ipca Laboratories Ltd	3.24	34.32

Returns

Calculation Benchmark: IISL Nifty 50 PR INR



Sector Allocation

Portfolio Date: 9/30/2019

Basic Materials %	21.50
Consumer Cyclical %	25.99
Financial Services %	16.91
Real Estate %	2.10
Consumer Defensive %	4.31
Healthcare %	12.04
Utilities %	1.66
Communication Services %	0.00
Energy %	0.00
Industrials %	11.37
Technology %	4.13

Portfolio Holdings

Portfolio Date: 9/30/2019

