

# Tata Multicap Fund Reg Gr

## Investment Objective

The investment objective of the Scheme is to generate capital appreciation over medium to long term. However, there is no assurance or guarantee that the investment objective of the Scheme will be achieved. The scheme does not assure or guarantee any returns.

## Manager Biography

Sonam Udasi since 9/6/2018

## Operations

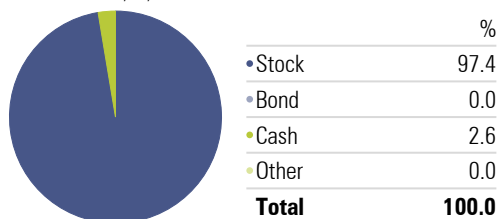
Inception Date	9/6/2018
Minimum Initial	5,000
Annual Report Net Expense Ratio	
Turnover Ratio %	
NAV (Mo-End)	10.41

## Risk Reward

Std Dev
Alpha
Sharpe Ratio
Treynor Ratio
R-Squared

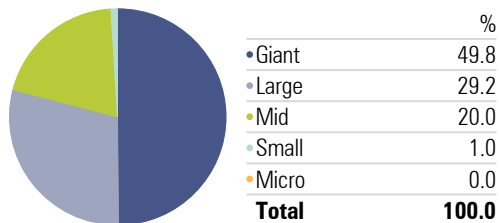
## Asset Allocation

Portfolio Date: 4/30/2019



## Market Capitalization

Portfolio Date: 4/30/2019



Past performance is not a guarantee of future returns. The value of investments may fall as well as rise and investors may not get back the full amount invested. Any decision to invest should be based on a full reading of the offer document. In case of any discrepancy between this sheet and the offer document in force, the offer document shall prevail.

Portfolio Date: 4/30/2019

## Category Equity - Multi Cap

## Suggested Horizon 3 Years and above

## Trailing Returns

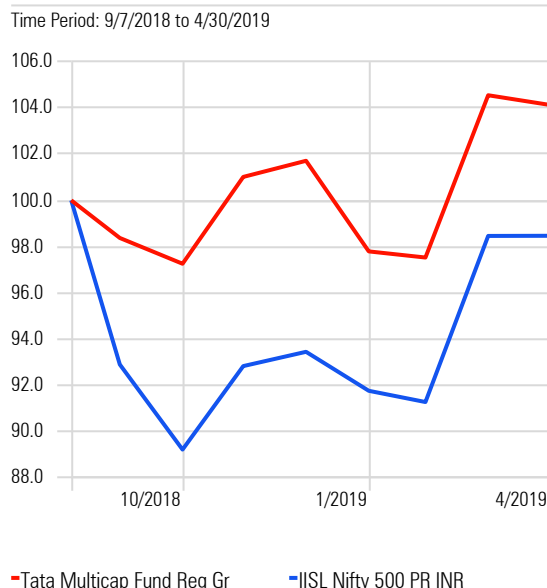
Period	Inv	Bmk1
3 months	6.51	7.34
6 months	7.10	10.41
1 Year		1.77
2 Years		8.47
3 Years		13.62
5 Years		12.96

## Drawdown

Time Period: 5/1/2016 to 4/30/2019

	Inv	Bmk1
Max Drawdown		-12.40
Max Drawdown # of Periods		2.00
Max Drawdown Peak Date		9/1/2018
Max Drawdown Valley Date	10/31/2018	

## Investment Growth



## Leading Detractors

Time Period: 5/1/2018 to 4/30/2019

	Rescaled Weight	Return	Contribution
Future Retail Ltd	4.51	-30.35	-1.49
Grasim Industries Ltd	3.21	-33.69	-1.45
MRF Ltd	3.17	-33.69	-1.25
Max Financial Services Ltd	3.53	-18.98	-1.14
Zee Entertainment Enterprises Ltd	1.29	-27.87	-1.13

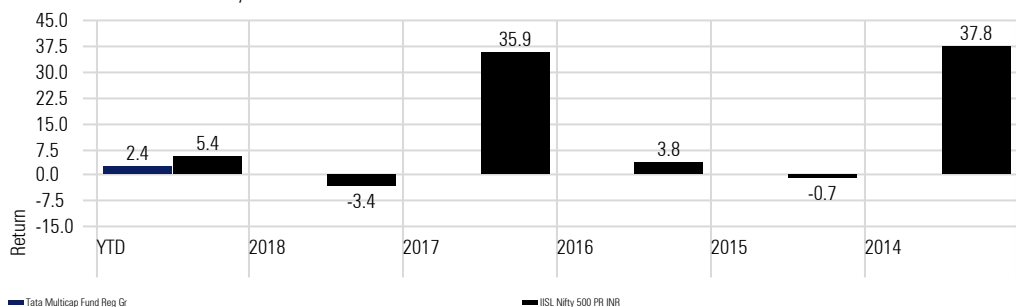
## Leading Contributors

Time Period: 5/1/2018 to 4/30/2019

	Rescaled Weight	Return	Contribution
HDFC Bank Ltd	17.57	19.92	2.89
L&T Technology Services Ltd	4.11	19.71	1.21
Bajaj Finance Ltd	2.41	62.62	1.21
ICICI Bank Ltd	3.39	14.74	1.06
ITC Ltd	12.97	9.10	0.92

## Returns

Calculation Benchmark: IISL Nifty 500 PR INR



## Sector Allocation

Portfolio Date: 4/30/2019

Basic Materials %	5.24
Consumer Cyclical %	16.54
Financial Services %	35.33
Real Estate %	0.00
Consumer Defensive %	18.18
Healthcare %	8.00
Utilities %	1.91
Communication Services %	0.00
Energy %	4.28
Industrials %	10.52
Technology %	0.00

## Portfolio Holdings

