

## HDFC Small Cap Gr

### Investment Objective

To provide long-term capital appreciation /income by investing predominantly in Small-Cap companies. There is no assurance that the investment objective of the Scheme will be realized..

### Manager Biography

Chirag Setalvad since 6/25/2014

### Operations

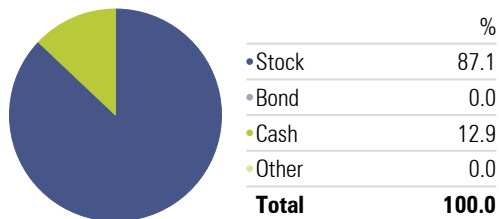
Inception Date	4/3/2008
Minimum Initial	5,000
Annual Report Net Expense Ratio	2.57
Turnover Ratio %	37.75
NAV (Mo-End)	43.07

### Risk Reward

Std Dev	15.57
Alpha	8.12
Sharpe Ratio	0.95
Treynor Ratio	19.54
R-Squared	91.96

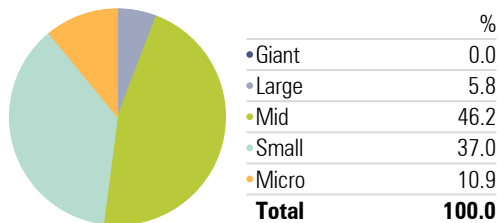
### Asset Allocation

Portfolio Date: 4/30/2019



### Market Capitalization

Portfolio Date: 4/30/2019



Past performance is not a guarantee of future returns. The value of investments may fall as well as rise and investors may not get back the full amount invested. Any decision to invest should be based on a full reading of the offer document. In case of any discrepancy between this sheet and the offer document in force, the offer document shall prevail.

Portfolio Date: 4/30/2019

## Category Equity - Small Cap

### Trailing Returns

Period	Inv	Bmk1
3 months	3.60	5.46
6 months	3.21	6.68
1 Year	-10.28	-22.91
2 Years	9.47	-6.79
3 Years	18.38	7.53
5 Years	18.90	10.46

### Drawdown

Time Period: 5/1/2016 to 4/30/2019

	Inv	Bmk1
Max Drawdown	-15.02	-34.02
Max Drawdown # of Periods	10.00	14.00
Max Drawdown Peak Date	5/1/2018	1/1/2018
Max Drawdown Valley Date	2/28/2019	2/28/2019

### Leading Detractors

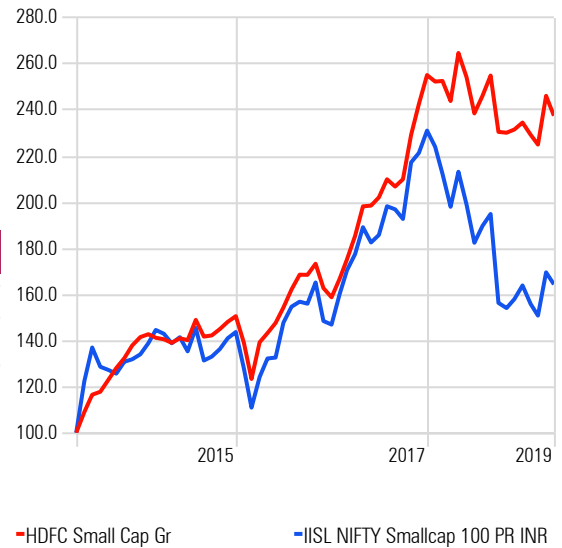
Time Period: 5/1/2018 to 4/30/2019

	Rescaled Weight	Return	Contribution
Shaily Engineering Plastics Ltd	1.63	-47.43	-1.00
L.G.Balakrishnan & Bros Ltd	1.56	-43.89	-0.92
T.V. Today Network Ltd	2.41	-35.10	-0.91
Vijaya Bank	2.33	-25.99	-0.78
Redington (India) Ltd	1.58	-26.40	-0.78

## Suggested Horizon 3 Years and above

### Investment Growth

Time Period: 5/1/2014 to 4/30/2019



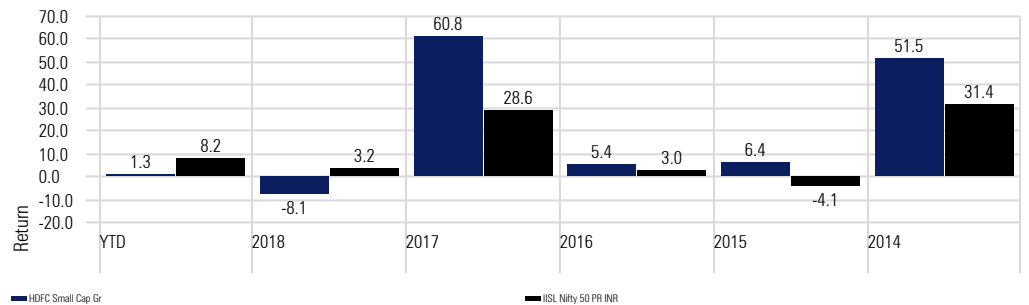
### Leading Contributors

Time Period: 5/1/2018 to 4/30/2019

	Rescaled Weight	Return	Contribution
Aurobindo Pharma Ltd	4.37	28.00	1.06
INOX Leisure Ltd	1.57	61.22	0.87
Tube Investments of India Ltd Ordinary Shares	1.37	75.70	0.75
Procter & Gamble Health Ltd	1.07	77.43	0.69
NIIT Technologies Ltd	4.03	12.58	0.54

### Returns

Calculation Benchmark: IISL Nifty 50 PR INR



### Sector Allocation

Portfolio Date: 4/30/2019

Basic Materials %	19.28
Consumer Cyclical %	28.83
Financial Services %	11.07
Real Estate %	0.00
Consumer Defensive %	0.47
Healthcare %	5.11
Utilities %	2.38
Communication Services %	0.00
Energy %	0.00
Industrials %	19.93
Technology %	12.93

### Portfolio Holdings

Portfolio Date: 4/30/2019

