

L&T Emerging Businesses Reg Gr

Investment Objective

To generate long-term capital appreciation from a diversified portfolio of predominantly equity and equity related securities, including equity derivatives, in the Indian markets with key theme focus being emerging companies (small cap stocks). The Scheme could also additionally invest in Foreign Securities.

Manager Biography

Karan Desai since 2/3/2017

Operations

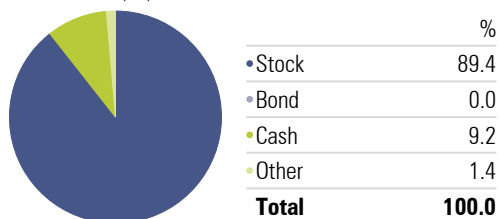
Inception Date	5/12/2014
Minimum Initial	5,000
Annual Report Net Expense Ratio	2.68
Turnover Ratio %	50.67
NAV (Mo-End)	24.14

Risk Reward

Std Dev	16.86
Alpha	7.79
Sharpe Ratio	0.89
Treynor Ratio	18.04
R-Squared	92.33

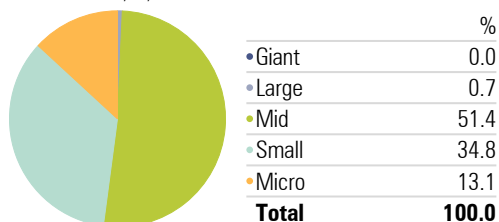
Asset Allocation

Portfolio Date: 4/30/2019



Market Capitalization

Portfolio Date: 4/30/2019



Past performance is not a guarantee of future returns. The value of investments may fall as well as rise and investors may not get back the full amount invested. Any decision to invest should be based on a full reading of the offer document. In case of any discrepancy between this sheet and the offer document in force, the offer document shall prevail.

Portfolio Date: 4/30/2019

Category Equity - Small Cap

Trailing Returns

Period	Inv	Bmk1
3 months	2.36	5.46
6 months	0.25	6.68
1 Year	-15.84	-22.91
2 Years	3.58	-6.79
3 Years	18.39	7.53
5 Years		10.46

Drawdown

Time Period: 5/1/2016 to 4/30/2019

	Inv	Bmk1
Max Drawdown	-19.06	-28.18
Max Drawdown # of Periods	14.00	14.00
Max Drawdown Peak Date	1/1/2018	1/1/2018
Max Drawdown Valley Date	2/28/2019	2/28/2019

Leading Detractors

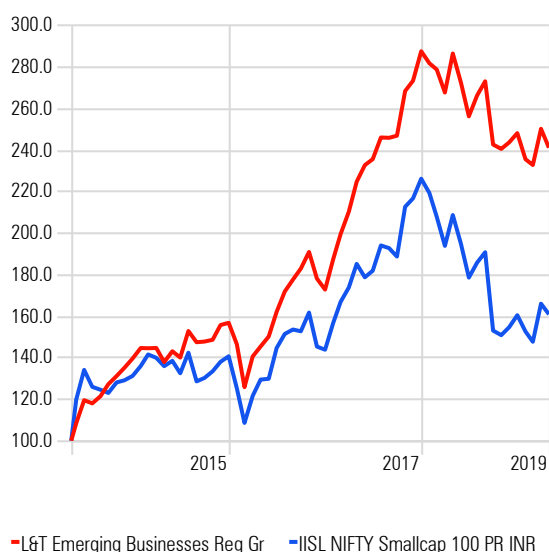
Time Period: 5/1/2018 to 4/30/2019

	Rescaled Weight	Return	Contribution
Navkar Corp Ltd	0.76	-81.02	-1.08
Rane Holdings Ltd	1.25	-54.44	-1.05
Sterlite Technologies Ltd	2.19	-45.44	-0.97
Lakshmi Machine Works Ltd	2.47	-31.31	-0.95
Future Retail Ltd	2.41	-30.35	-0.74

Suggested Horizon 3 Years and above

Investment Growth

Time Period: 5/13/2014 to 4/30/2019



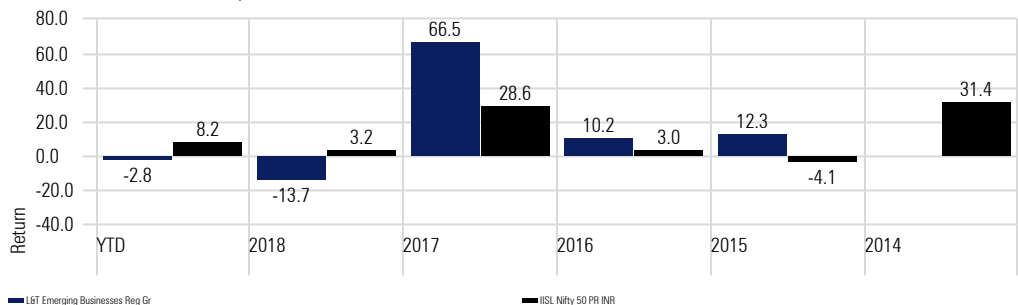
Leading Contributors

Time Period: 5/1/2018 to 4/30/2019

	Rescaled Weight	Return	Contribution
HEG Ltd	2.17	-24.95	0.87
Tube Investments of India Ltd Ordinary Shares	1.87	61.18	0.83
AIA Engineering Ltd	1.86	25.68	0.38
Grindwell Norton Ltd	2.18	19.87	0.37
Mahanagar Gas Ltd	1.49	14.15	0.30

Returns

Calculation Benchmark: IISL Nifty 50 PR INR



Sector Allocation

Portfolio Date: 4/30/2019

Basic Materials %	23.09
Consumer Cyclical %	22.40
Financial Services %	10.39
Real Estate %	3.92
Consumer Defensive %	1.03
Healthcare %	4.70
Utilities %	2.48
Communication Services %	0.00
Energy %	0.62
Industrials %	23.11
Technology %	8.27

Portfolio Holdings

Portfolio Date: 4/30/2019

