

# SBI Small Cap Fund Reg Gr

**Category**  
Equity - Small Cap

**Suggested Horizon**  
3 Years and above

## Investment Objective

To provide investors with opportunities for long-term growth in capital along with the liquidity of an open-ended scheme by investing predominantly in a well diversified basket of equity stocks of small cap companies.

## Manager Biography

R. Srinivasan since 11/16/2013

## Operations

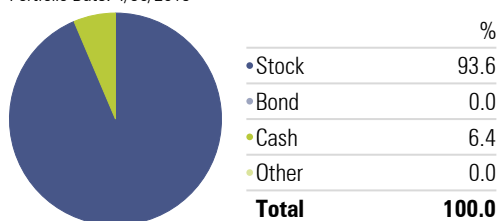
Inception Date	9/9/2009
Minimum Initial	5,000
Annual Report Net Expense Ratio	2.64
Turnover Ratio %	76.39
NAV (Mo-End)	51.37

## Risk Reward

Std Dev	19.04
Alpha	5.42
Sharpe Ratio	0.70
Treynor Ratio	13.84
R-Squared	86.41

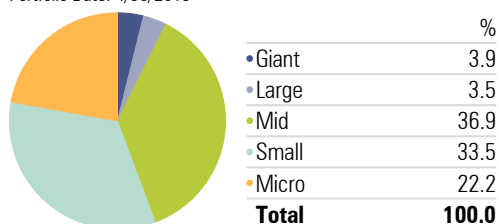
## Asset Allocation

Portfolio Date: 4/30/2019



## Market Capitalization

Portfolio Date: 4/30/2019



Past performance is not a guarantee of future returns. The value of investments may fall as well as rise and investors may not get back the full amount invested. Any decision to invest should be based on a full reading of the offer document. In case of any discrepancy between this sheet and the offer document in force, the offer document shall prevail.

Portfolio Date: 4/30/2019

## Trailing Returns

Period	Inv	Bmk1
3 months	6.95	5.46
6 months	5.53	6.68
1 Year	-13.57	-22.91
2 Years	9.39	-6.79
3 Years	15.97	7.53
5 Years	26.19	10.46

## Drawdown

Time Period: 5/1/2016 to 4/30/2019

	Inv	Bmk1
Max Drawdown	-24.33	-28.18
Max Drawdown # of Periods	14.00	14.00
Max Drawdown Peak Date	1/1/2018	1/1/2018
Max Drawdown Valley Date	2/28/2019	2/28/2019

## Leading Detractors

Time Period: 5/1/2018 to 4/30/2019

	Rescaled Weight	Return	Contribution
LT Foods Ltd	1.74	-64.15	-2.20
Kirloskar Oil Engines Ltd	3.21	-49.86	-2.13
Avanti Feeds Ltd	1.75	-55.69	-1.89
Tamil Nadu Newsprint & Papers Ltd	3.51	-44.42	-1.78
Techno Electric & Engineering Co Ltd	2.56	-30.83	-1.52

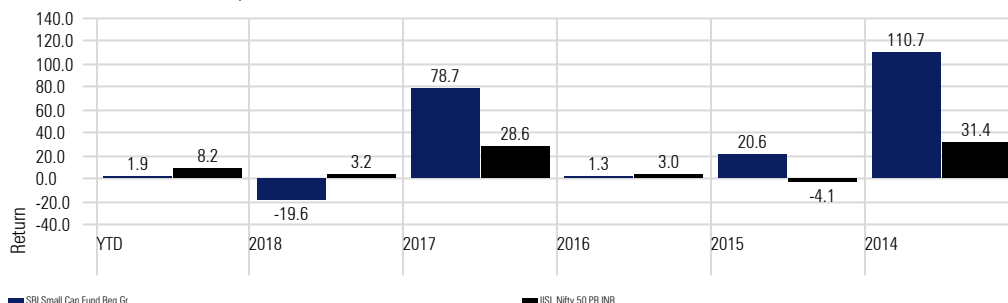
## Leading Contributors

Time Period: 5/1/2018 to 4/30/2019

	Rescaled Weight	Return	Contribution
Orient Refractories Ltd	1.76	40.41	1.36
AAVAS Financiers Ltd	1.21	83.19	1.27
JK Cement Ltd	2.54	34.30	1.23
Relaxo Footwears Ltd	3.05	23.61	0.66
Rajratan Global Wire Ltd	1.99	23.40	0.49

## Returns

Calculation Benchmark: IISL Nifty 50 PR INR



## Sector Allocation

Portfolio Date: 4/30/2019

Basic Materials %	16.94
Consumer Cyclical %	22.61
Financial Services %	14.83
Real Estate %	1.19
Consumer Defensive %	8.58
Healthcare %	2.67
Utilities %	2.53
Communication Services %	0.00
Energy %	0.00
Industrials %	23.70
Technology %	6.95

## Portfolio Holdings

Portfolio Date: 4/30/2019

