

# Axis Equity Hybrid Fund Reg Gr

## Category Hybrid - Aggressive Hybrid

### Investment Objective

To generate long term capital appreciation along with current income by investing in a mix of Equity and Equity related Instruments, debt Instruments and money market instruments. However, there is no assurance or guarantee that the investment objective of the Scheme will be achieved. The Scheme does not assure or guarantee any returns.

### Manager Biography

Ashish Naik since 8/9/2018

### Operations

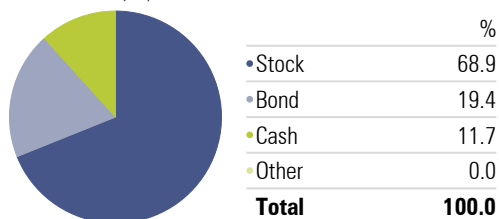
Inception Date	8/9/2018
Minimum Initial	5,000
Annual Report Net Expense Ratio	
Turnover Ratio %	
NAV (Mo-End)	10.22

### Risk Reward

Std Dev
Sharpe Ratio
Alpha
Sharpe Ratio
Treynor Ratio
R-Squared

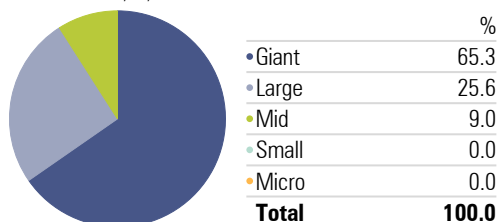
### Asset Allocation

Portfolio Date: 4/30/2019



### Market Capitalization

Portfolio Date: 4/30/2019



Past performance is not a guarantee of future returns. The value of investments may fall as well as rise and investors may not get back the full amount invested. Any decision to invest should be based on a full reading of the offer document. In case of any discrepancy between this sheet and the offer document in force, the offer document shall prevail.

Portfolio Date: 4/30/2019

### Trailing Returns

Period	Inv	Bmk1
3 months	6.90	5.59
6 months	9.30	9.35
1 Year		6.68
2 Years		9.57
3 Years		12.78
5 Years		12.70

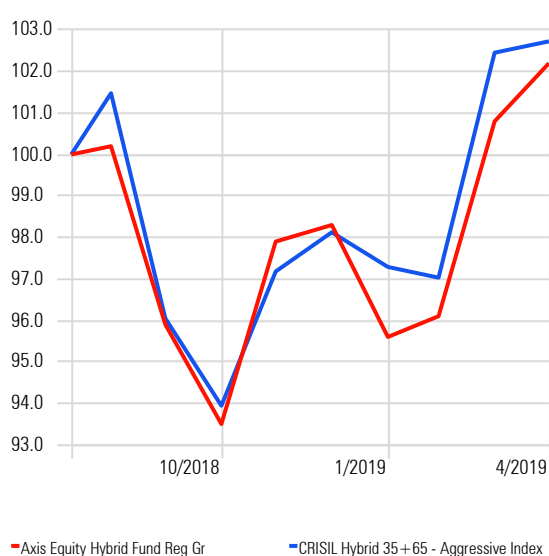
### Drawdown

Time Period: 5/1/2016 to 4/30/2019

	Inv	Bmk1
Max Drawdown		-7.43
Max Drawdown # of Periods		2.00
Max Drawdown Peak Date		9/1/2018
Max Drawdown Valley Date		10/31/2018

### Investment Growth

Time Period: 8/10/2018 to 4/30/2019



### Leading Detractors

Time Period: 5/1/2018 to 4/30/2019

	Rescaled Weight	Return	Contribution
Motherson Sumi Systems Ltd	4.33	-37.24	-2.32
Maruti Suzuki India Ltd	5.12	-23.71	-1.39
Eicher Motors Ltd	2.18	-36.03	-1.14
Hero MotoCorp Ltd	1.25	-27.43	-0.55
HDFC Life Insurance Co Ltd	1.41	-21.79	-0.51

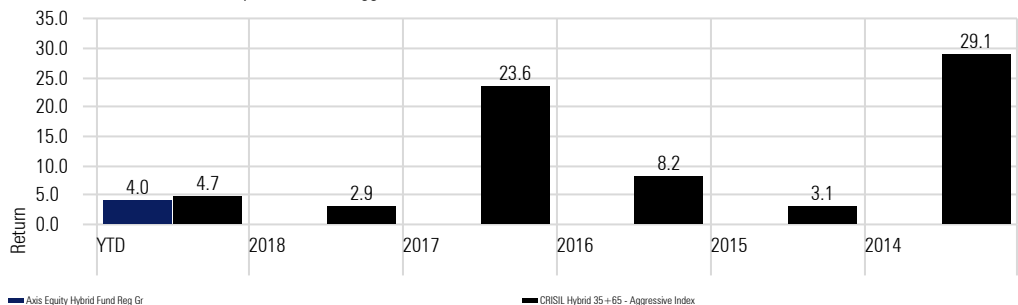
### Leading Contributors

Time Period: 5/1/2018 to 4/30/2019

	Rescaled Weight	Return	Contribution
Tata Consultancy Services Ltd	7.99	29.87	2.45
Bajaj Finance Ltd	3.45	62.62	1.94
HDFC Bank Ltd	9.79	19.92	1.87
ICICI Bank Ltd	4.01	44.82	1.53
Reliance Industries Ltd	3.83	45.48	1.53

### Returns

Calculation Benchmark: CRISIL Hybrid 35+65 - Aggressive Index



### Sector Allocation

Portfolio Date: 4/30/2019

Basic Materials %	9.27
Consumer Cyclical %	12.08
Financial Services %	48.54
Real Estate %	0.00
Consumer Defensive %	4.49
Healthcare %	1.06
Utilities %	0.00
Communication Services %	0.00
Energy %	4.72
Industrials %	5.33
Technology %	14.51

### Portfolio Holdings

Portfolio Date: 4/30/2019

