

HDFC Hybrid Eq Gr

Investment Objective

The investment objective of the Scheme is to generate capital appreciation / income from a portfolio, predominantly of equity & equity related instruments. The Scheme will also invest in debt and money market instruments. There is no assurance that the investment objective of the Scheme will be realized

Manager Biography

Chirag Setalvad since 6/1/2018

Operations

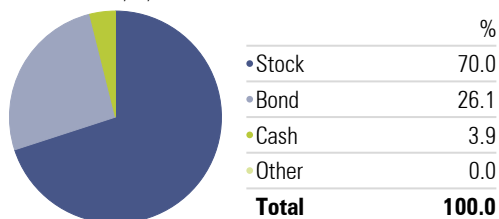
Inception Date	9/11/2000
Minimum Initial	5,000
Annual Report Net Expense Ratio	2.90
Turnover Ratio %	24.45
NAV (Mo-End)	53.83

Risk Reward

Std Dev	9.56
Sharpe Ratio	0.93
Alpha	0.43
Sharpe Ratio	0.93
Treynor Ratio	5.23
R-Squared	43.92

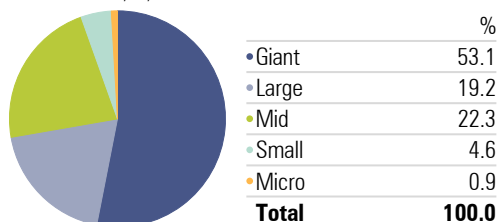
Asset Allocation

Portfolio Date: 4/30/2019



Market Capitalization

Portfolio Date: 4/30/2019



Past performance is not a guarantee of future returns. The value of investments may fall as well as rise and investors may not get back the full amount invested. Any decision to invest should be based on a full reading of the offer document. In case of any discrepancy between this sheet and the offer document in force, the offer document shall prevail.

Portfolio Date: 4/30/2019

Category Hybrid - Aggressive Hybrid

Trailing Returns

Period	Inv	Bmk1
3 months	5.29	5.59
6 months	8.71	9.35
1 Year	2.55	6.68
2 Years	7.19	9.57
3 Years	12.56	12.78
5 Years	15.02	12.70

Drawdown

Time Period: 5/1/2016 to 4/30/2019

	Inv	Bmk1
Max Drawdown	-7.39	-7.43
Max Drawdown # of Periods	9.00	2.00
Max Drawdown Peak Date	2/1/2018	9/1/2018
Max Drawdown Valley Date	10/31/2018	10/31/2018

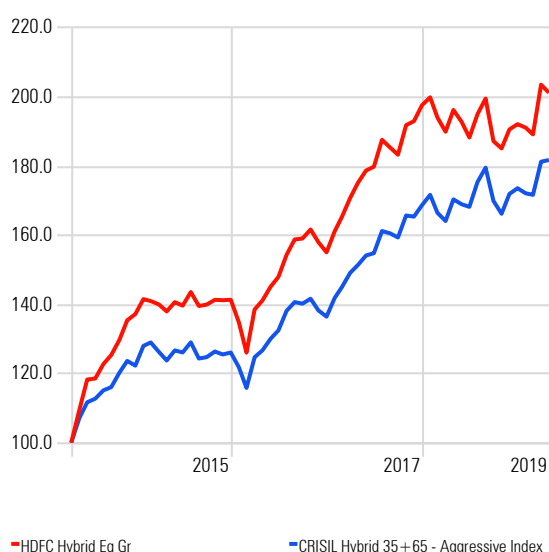
Leading Detractors

Time Period: 5/1/2018 to 4/30/2019

	Rescaled Weight	Return Contribution
Yes Bank Ltd	1.22	-53.23
Vedanta Ltd	1.50	-38.88
Bharat Electronics Ltd	1.70	-32.59
Edelweiss Financial Services Ltd	0.98	-47.62
Cholamandalam Financial Holdings Ltd	1.50	-28.82

Investment Growth

Time Period: 5/1/2014 to 4/30/2019



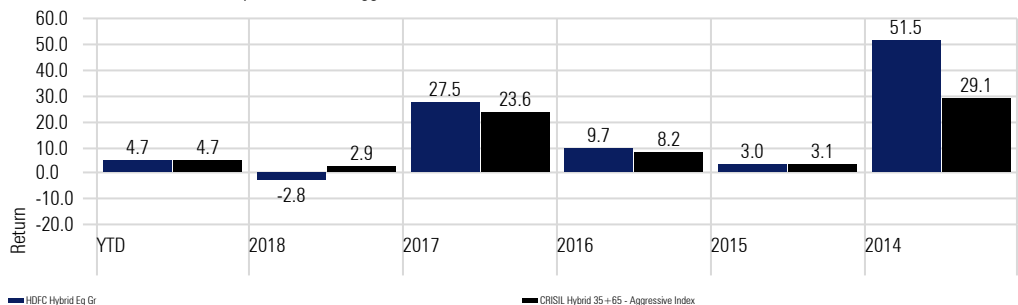
Leading Contributors

Time Period: 5/1/2018 to 4/30/2019

	Rescaled Weight	Return Contribution
ICICI Bank Ltd	5.27	44.82
HDFC Bank Ltd	10.21	19.92
Infosys Ltd	6.39	30.45
Axis Bank Ltd	3.05	48.04
Reliance Industries Ltd	2.83	45.48

Returns

Calculation Benchmark: CRISIL Hybrid 35+65 - Aggressive Index



Sector Allocation

Portfolio Date: 4/30/2019

Basic Materials %	10.65
Consumer Cyclical %	5.59
Financial Services %	38.13
Real Estate %	0.00
Consumer Defensive %	5.53
Healthcare %	4.95
Utilities %	2.33
Communication Services %	1.04
Energy %	6.59
Industrials %	14.33
Technology %	10.87

Portfolio Holdings

Portfolio Date: 4/30/2019

