

SBI Equity Hybrid Fund Reg Gr

Category Hybrid - Aggressive Hybrid

Investment Objective

To provide investors long-term capital appreciation along with the liquidity of an open-ended scheme by investing in a mix of debt and equity. The scheme will invest in a diversified portfolio of equities of high growth companies and balance the risk through investing the rest in fixed income securities.

Manager Biography

R. Srinivasan since 1/1/2012

Operations

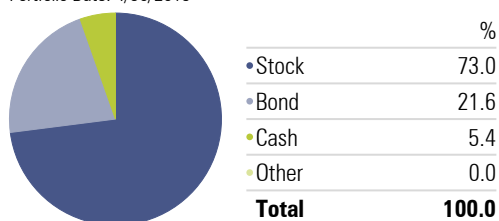
Inception Date	1/19/2005
Minimum Initial	1,000
Annual Report Net Expense Ratio	2.44
Turnover Ratio %	232.27
NAV (Mo-End)	134.46

Risk Reward

Std Dev	9.36
Sharpe Ratio	0.88
Alpha	0.37
Sharpe Ratio	0.88
Treynor Ratio	5.19
R-Squared	39.48

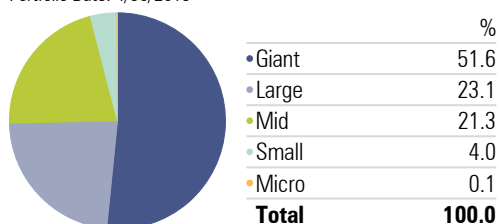
Asset Allocation

Portfolio Date: 4/30/2019



Market Capitalization

Portfolio Date: 4/30/2019



Past performance is not a guarantee of future returns. The value of investments may fall as well as rise and investors may not get back the full amount invested. Any decision to invest should be based on a full reading of the offer document. In case of any discrepancy between this sheet and the offer document in force, the offer document shall prevail.

Portfolio Date: 4/30/2019

Trailing Returns

Period	Inv	Bmk1
3 months	6.71	5.59
6 months	10.18	9.35
1 Year	5.00	6.68
2 Years	10.34	9.57
3 Years	11.82	12.78
5 Years	14.67	12.70

Drawdown

Time Period: 5/1/2016 to 4/30/2019

	Inv	Bmk1
Max Drawdown	-7.37	-7.43
Max Drawdown # of Periods	2.00	2.00
Max Drawdown Peak Date	9/1/2018	9/1/2018
Max Drawdown Valley Date	10/31/2018	10/31/2018

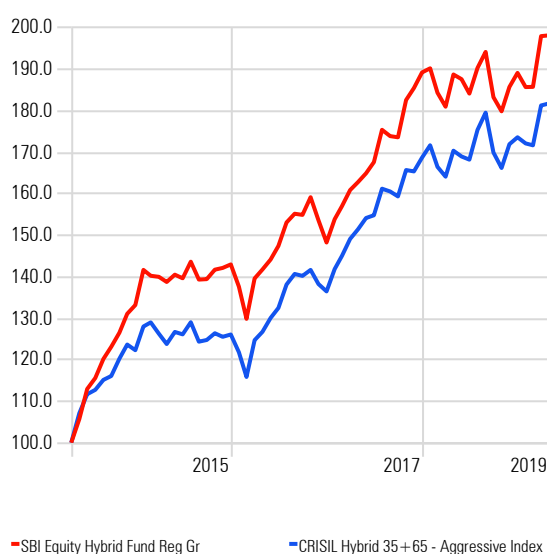
Leading Detractors

Time Period: 5/1/2018 to 4/30/2019

	Rescaled Weight	Return	Contribution
Sundaram Clayton Ltd	1.48	-43.54	-0.86
Motherson Sumi Systems Ltd	1.47	-37.24	-0.76
GRUH Finance Ltd	2.75	-18.62	-0.68
Bharti Airtel Ltd	3.44	-13.54	-0.52
MRF Ltd	1.23	-30.09	-0.48

Investment Growth

Time Period: 5/1/2014 to 4/30/2019



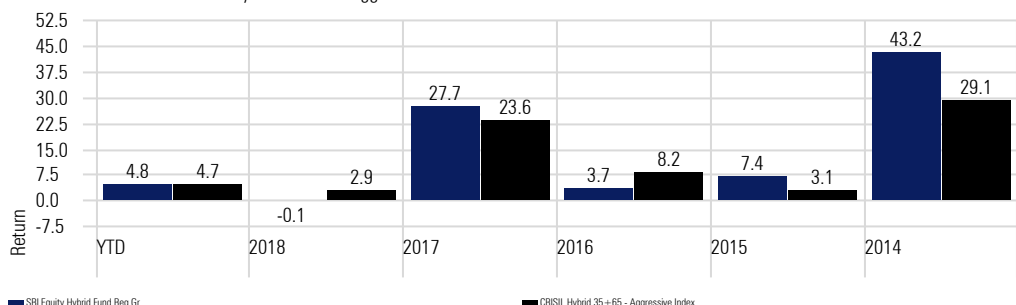
Leading Contributors

Time Period: 5/1/2018 to 4/30/2019

	Rescaled Weight	Return	Contribution
HDFC Bank Ltd	9.14	19.92	1.67
State Bank of India	6.52	25.79	1.52
Divi's Laboratories Ltd	3.46	46.99	1.34
ICICI Bank Ltd	3.34	44.82	1.30
Bajaj Finance Ltd	2.81	62.62	1.29

Returns

Calculation Benchmark: CRISIL Hybrid 35+65 - Aggressive Index



Sector Allocation

Portfolio Date: 4/30/2019

Basic Materials %	5.31
Consumer Cyclical %	11.52
Financial Services %	42.21
Real Estate %	0.00
Consumer Defensive %	6.71
Healthcare %	3.84
Utilities %	0.90
Communication Services %	3.14
Energy %	7.12
Industrials %	10.98
Technology %	8.28

Portfolio Holdings

Portfolio Date: 4/30/2019

