

Kotak Balanced Advantage Fund Reg Gr

Category Hybrid - Balanced Advantage

Investment Objective

The investment objective of the scheme is to generate capital appreciation by investing in a dynamically balanced portfolio of equity & equity related securities and debt & money market.

Manager Biography

Deepak Gupta since 8/3/2018

Operations

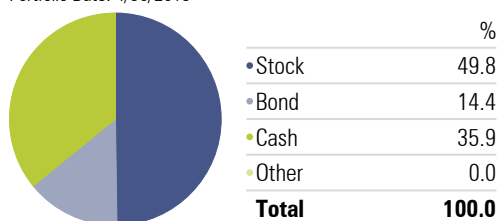
Inception Date	8/3/2018
Minimum Initial	1,000
Annual Report Net Expense Ratio	
Turnover Ratio %	
NAV (Mo-End)	10.47

Risk Reward

Std Dev
Sharpe Ratio
Alpha
Sharpe Ratio
Treynor Ratio
R-Squared

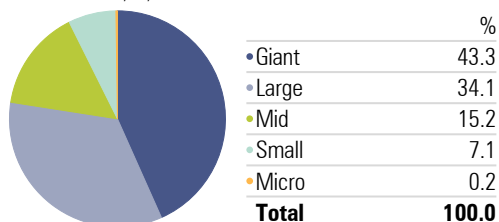
Asset Allocation

Portfolio Date: 4/30/2019



Market Capitalization

Portfolio Date: 4/30/2019



Past performance is not a guarantee of future returns. The value of investments may fall as well as rise and investors may not get back the full amount invested. Any decision to invest should be based on a full reading of the offer document. In case of any discrepancy between this sheet and the offer document in force, the offer document shall prevail.

Portfolio Date: 4/30/2019

Trailing Returns

Period	Inv	Bmk1
3 months	4.64	5.59
6 months	7.54	9.35
1 Year		6.68
2 Years		9.57
3 Years		12.78
5 Years		12.70

Drawdown

Time Period: 5/1/2016 to 4/30/2019

	Inv	Bmk1
Max Drawdown		-7.43
Max Drawdown # of Periods		2.00
Max Drawdown Peak Date		9/1/2018
Max Drawdown Valley Date		10/31/2018

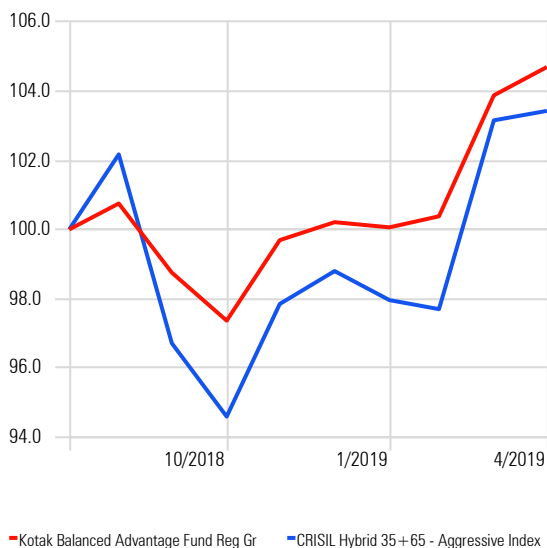
Leading Detractors

Time Period: 5/1/2018 to 4/30/2019

	Rescaled Weight	Return	Contribution
Dewan Housing Finance Corp Ltd	1.56	-68.42	-2.08
Tata Motors Ltd Class A	1.68	-46.58	-1.54
Punjab National Bank	3.66	-10.92	-0.79
Strides Pharma Science Ltd	1.37	-24.47	-0.76
PC Jeweller Ltd	0.50	-59.26	-0.74

Investment Growth

Time Period: 8/4/2018 to 4/30/2019



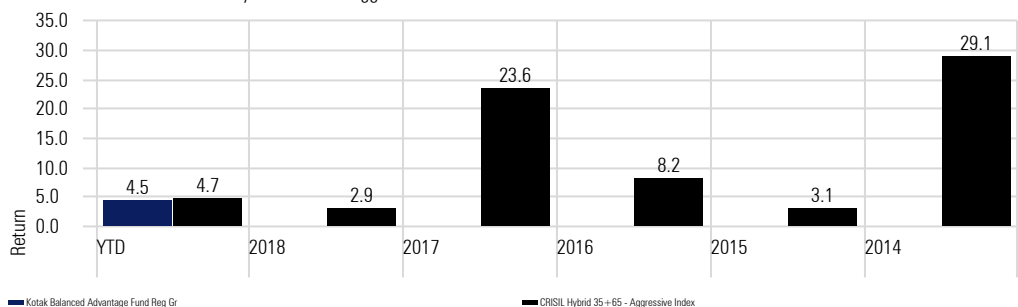
Leading Contributors

Time Period: 5/1/2018 to 4/30/2019

	Rescaled Weight	Return	Contribution
Reliance Industries Ltd	5.74	45.48	2.34
ICICI Bank Ltd	2.72	44.82	0.95
Axis Bank Ltd	2.08	48.04	0.81
Infosys Ltd	3.18	30.45	0.71
HDFC Bank Ltd	6.65	19.92	0.54

Returns

Calculation Benchmark: CRISIL Hybrid 35+65 - Aggressive Index



Sector Allocation

Portfolio Date: 4/30/2019

Basic Materials %	11.38
Consumer Cyclical %	7.69
Financial Services %	34.59
Real Estate %	0.69
Consumer Defensive %	6.99
Healthcare %	7.57
Utilities %	3.06
Communication Services %	0.41
Energy %	11.17
Industrials %	6.88
Technology %	9.58

Portfolio Holdings

Portfolio Date: 4/30/2019

