

Franklin India Debt Hybrid Gr

Investment Objective

To provide regular income through a portfolio of predominantly fixed income securities with a maximum exposure of 25% to equities.

Manager Biography

Lakshmikanth Reddy since 5/2/2016

Operations

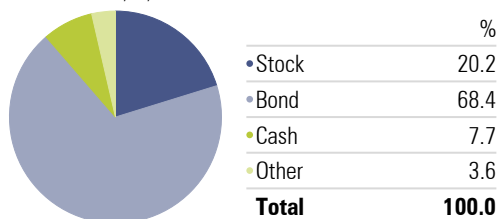
Inception Date	9/28/2000
Minimum Initial	10,000
Annual Report Net Expense Ratio	2.28
Turnover Ratio %	336.82
NAV (Mo-End)	55.54

Risk Reward

Std Dev	4.05
Sharpe Ratio	0.78
Alpha	-1.83
Sharpe Ratio	0.78
Treynor Ratio	3.15
R-Squared	83.83

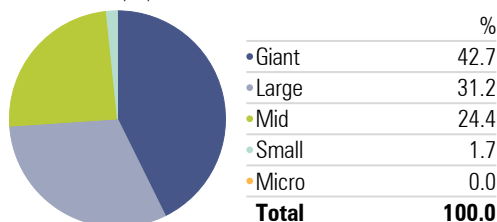
Asset Allocation

Portfolio Date: 4/30/2019



Market Capitalization

Portfolio Date: 4/30/2019



Past performance is not a guarantee of future returns. The value of investments may fall as well as rise and investors may not get back the full amount invested. Any decision to invest should be based on a full reading of the offer document. In case of any discrepancy between this sheet and the offer document in force, the offer document shall prevail.

Portfolio Date: 4/30/2019

Category Hybrid - Conservative Hybrid

Suggested Horizon 3 Years and above

Trailing Returns

Period	Inv	Bmk1
3 months	2.48	2.65
6 months	5.29	6.40
1 Year	5.15	7.83
2 Years	5.15	6.77
3 Years	6.67	8.56
5 Years	9.19	9.83

Drawdown

	Inv	Bmk1
Max Drawdown	-2.83	-1.47
Max Drawdown # of Periods	1.00	1.00
Max Drawdown Peak Date	12/1/2016	9/1/2018
Max Drawdown Valley Date	12/31/2016	9/30/2018

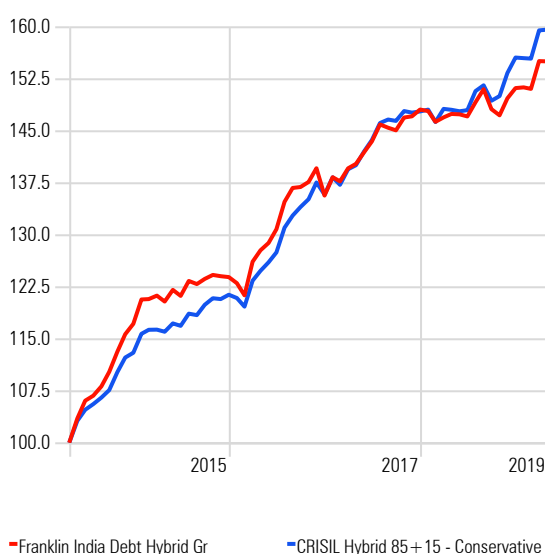
Leading Detractors

Time Period: 5/1/2018 to 4/30/2019

	Rescaled Weight	Return	Contribution
Mahindra & Mahindra Ltd	5.52	-25.50	-1.53
Yes Bank Ltd	1.32	-47.65	-1.50
Balkrishna Industries Ltd	3.91	-27.78	-1.27
Grasim Industries Ltd	4.59	-17.12	-0.88
Jagran Prakashan Ltd	1.75	-31.56	-0.76

Investment Growth

Time Period: 5/1/2014 to 4/30/2019



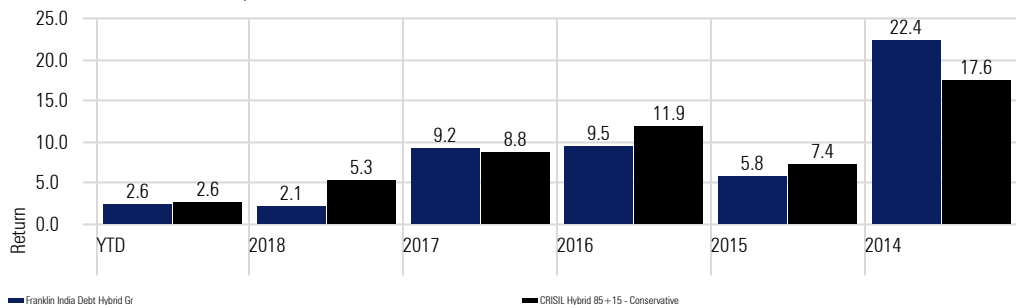
Leading Contributors

Time Period: 5/1/2018 to 4/30/2019

	Rescaled Weight	Return	Contribution
Axis Bank Ltd	8.47	48.04	3.37
HDFC Bank Ltd	8.89	19.92	1.63
Infosys Ltd	6.23	30.45	1.59
Dr Reddy's Laboratories Ltd	3.63	40.23	1.21
Aditya Birla Fashion and Retail Ltd	1.88	47.02	1.10

Returns

Calculation Benchmark: CRISIL Hybrid 85+15 - Conservative



Sector Allocation

Portfolio Date: 4/30/2019

Basic Materials %	12.10
Consumer Cyclical %	14.05
Financial Services %	31.68
Real Estate %	0.00
Consumer Defensive %	3.83
Healthcare %	6.69
Utilities %	8.94
Communication Services %	4.77
Energy %	3.40
Industrials %	7.44
Technology %	7.09

Portfolio Holdings

Portfolio Date: 4/30/2019

