

ICICI Pru Regular Savings Gr

Investment Objective

To generate regular income through investments predominantly in debt and money market instruments. The Scheme also seeks to generate long term capital appreciation from the portion of equity investments under the Scheme. However, there is no assurance or guarantee that the investment objective of the Scheme would be achieved.

Manager Biography

Rajat Chandak since 2/17/2015

Operations

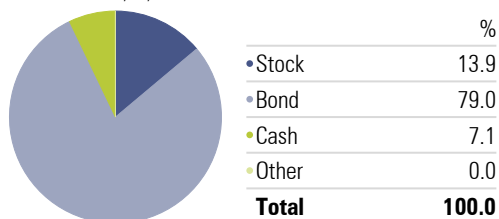
Inception Date	3/30/2004
Minimum Initial	5,000
Annual Report Net Expense Ratio	2.28
Turnover Ratio %	1,320.42
NAV (Mo-End)	42.61

Risk Reward

Std Dev	3.61
Sharpe Ratio	1.74
Alpha	1.95
Sharpe Ratio	1.74
Treynor Ratio	7.44
R-Squared	79.99

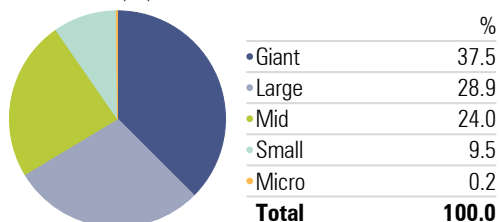
Asset Allocation

Portfolio Date: 4/30/2019



Market Capitalization

Portfolio Date: 4/30/2019



Past performance is not a guarantee of future returns. The value of investments may fall as well as rise and investors may not get back the full amount invested. Any decision to invest should be based on a full reading of the offer document. In case of any discrepancy between this sheet and the offer document in force, the offer document shall prevail.

Portfolio Date: 4/30/2019

Category Hybrid - Conservative Hybrid

Suggested Horizon 3 Years and above

Trailing Returns

Period	Inv	Bmk1
3 months	2.92	2.65
6 months	6.00	6.40
1 Year	7.02	7.83
2 Years	7.36	6.77
3 Years	10.06	8.56
5 Years	11.26	9.83

Drawdown

Time Period: 5/1/2016 to 4/30/2019

	Inv	Bmk1
Max Drawdown	-1.53	-1.47
Max Drawdown # of Periods	1.00	1.00
Max Drawdown Peak Date	9/1/2018	9/1/2018
Max Drawdown Valley Date	9/30/2018	9/30/2018

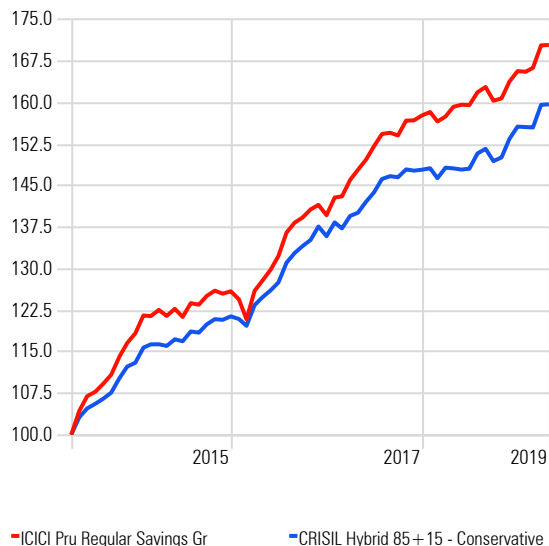
Leading Detractors

Time Period: 5/1/2018 to 4/30/2019

	Rescaled Weight	Return	Contribution
Motherson Sumi Systems Ltd	10.85	-37.24	-4.56
Maruti Suzuki India Ltd	7.11	-23.71	-1.79
TVS Motor Co Ltd	5.64	-25.95	-1.38
KNR Constructions Ltd	3.86	-26.13	-1.24
Eicher Motors Ltd	3.40	-34.43	-1.19

Investment Growth

Time Period: 5/1/2014 to 4/30/2019



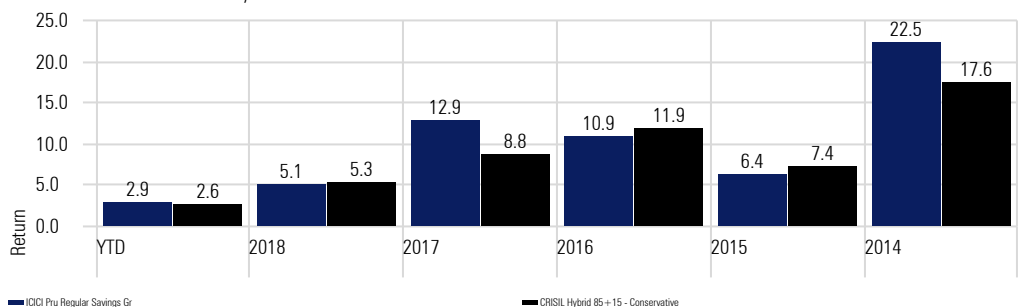
Leading Contributors

Time Period: 5/1/2018 to 4/30/2019

	Rescaled Weight	Return	Contribution
PVR Ltd	8.29	22.32	1.89
HDFC Bank Ltd	9.75	19.92	1.24
Ipca Laboratories Ltd	2.47	30.46	1.24
Bajaj Finserv Ltd	4.06	37.42	1.16
State Bank of India	5.57	25.79	1.11

Returns

Calculation Benchmark: CRISIL Hybrid 85+15 - Conservative



Sector Allocation

Portfolio Date: 4/30/2019

Basic Materials %	9.22
Consumer Cyclical %	35.03
Financial Services %	25.47
Real Estate %	0.00
Consumer Defensive %	9.53
Healthcare %	6.80
Utilities %	0.00
Communication Services %	0.00
Energy %	4.54
Industrials %	9.41
Technology %	0.00

Portfolio Holdings

Portfolio Date: 4/30/2019

