

# SBI Debt Hybrid Fund Reg Gr

## Investment Objective

To provide the investors an opportunity to invest primarily in Debt and Money market instruments and secondarily in equity and equity related instruments.

## Manager Biography

Ruchit Mehta since 7/1/2011

## Operations

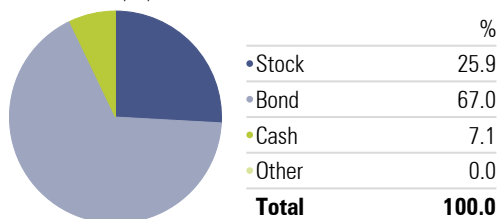
Inception Date	4/9/2001
Minimum Initial	5,000
Annual Report Net Expense Ratio	2.40
Turnover Ratio %	215.19
NAV (Mo-End)	39.11

## Risk Reward

Std Dev	4.26
Sharpe Ratio	0.72
Alpha	-2.19
Sharpe Ratio	0.72
Treynor Ratio	2.90
R-Squared	85.61

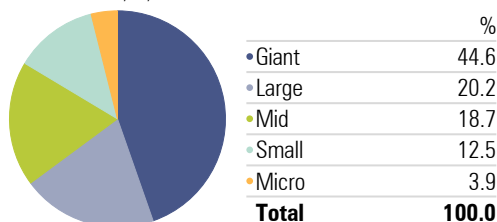
## Asset Allocation

Portfolio Date: 4/30/2019



## Market Capitalization

Portfolio Date: 4/30/2019



Past performance is not a guarantee of future returns. The value of investments may fall as well as rise and investors may not get back the full amount invested. Any decision to invest should be based on a full reading of the offer document. In case of any discrepancy between this sheet and the offer document in force, the offer document shall prevail.

Portfolio Date: 4/30/2019

# Category Hybrid - Conservative Hybrid

# Suggested Horizon 3 Years and above

## Trailing Returns

Period	Inv	Bmk1
3 months	2.43	2.65
6 months	5.70	6.40
1 Year	2.17	7.83
2 Years	3.42	6.77
3 Years	6.61	8.56
5 Years	9.00	9.83

## Drawdown

Time Period: 5/1/2016 to 4/30/2019

	Inv	Bmk1
Max Drawdown	-3.39	-1.47
Max Drawdown # of Periods	10.00	1.00
Max Drawdown Peak Date	1/1/2018	9/1/2018
Max Drawdown Valley Date	10/31/2018	9/30/2018

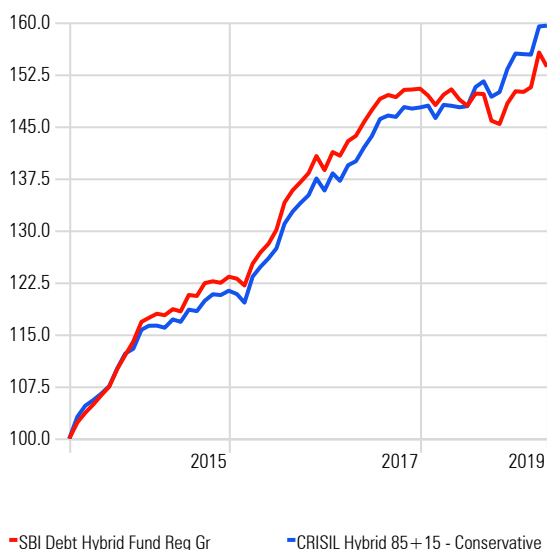
## Leading Detractors

Time Period: 5/1/2018 to 4/30/2019

	Rescaled Weight	Return	Contribution
Greenply Industries Ltd	1.12	-49.65	-1.50
Prataap Snacks Ltd	3.12	-32.38	-1.33
Indian Terrain Fashions Ltd	3.85	-28.84	-1.19
Dixon Technologies (India) Ltd	3.18	-35.56	-1.12
Maruti Suzuki India Ltd	4.54	-23.71	-1.12

## Investment Growth

Time Period: 5/1/2014 to 4/30/2019



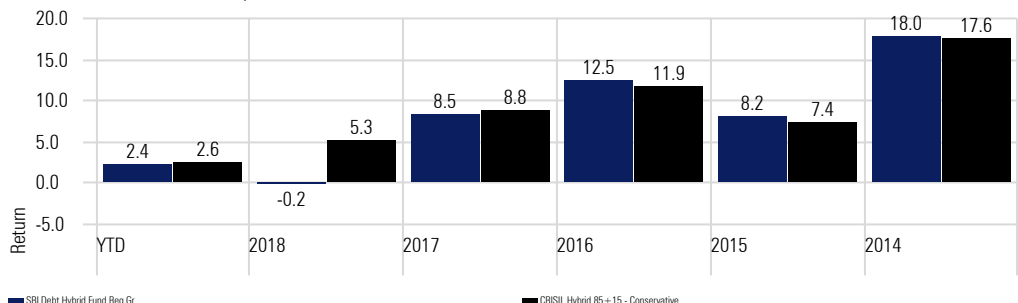
## Leading Contributors

Time Period: 5/1/2018 to 4/30/2019

	Rescaled Weight	Return	Contribution
Bajaj Finance Ltd	5.06	62.62	2.04
AAVAS Financiers Ltd	1.33	83.19	1.42
Axis Bank Ltd	2.72	18.13	0.62
HDFC Bank Ltd	5.95	9.91	0.61
Titan Co Ltd	4.98	18.52	0.58

## Returns

Calculation Benchmark: CRISIL Hybrid 85+15 - Conservative



## Sector Allocation

Portfolio Date: 4/30/2019

Basic Materials %	4.36
Consumer Cyclical %	24.12
Financial Services %	31.18
Real Estate %	0.00
Consumer Defensive %	9.84
Healthcare %	0.00
Utilities %	0.00
Communication Services %	1.96
Energy %	0.00
Industrials %	19.08
Technology %	9.45

## Portfolio Holdings

Portfolio Date: 4/30/2019

