

Axis Equity Saver Reg Gr

Category Hybrid - Equity Savings

Investment Objective

The investment objective of the scheme is to provide capital appreciation and income distribution to the investors by using equity and equity related instruments, arbitrage opportunities, and investments in debt and money market instruments. However, there is no assurance or guarantee that the investment objective of the Scheme will be achieved.

Manager Biography

R Sivakumar since 8/14/2015

Operations

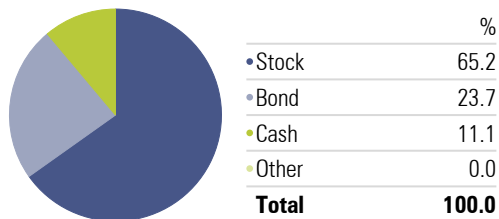
Inception Date	8/14/2015
Minimum Initial	5,000
Annual Report Net Expense Ratio	2.96
Turnover Ratio %	613.89
NAV (Mo-End)	12.78

Risk Reward

Std Dev	5.56
Sharpe Ratio	0.97
Alpha	
Sharpe Ratio	0.97
Treynor Ratio	
R-Squared	

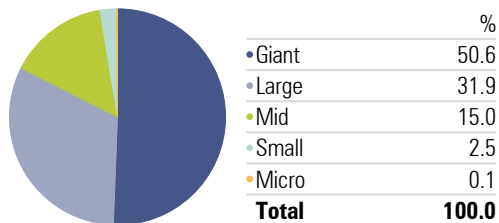
Asset Allocation

Portfolio Date: 3/31/2019



Market Capitalization

Portfolio Date: 3/31/2019



Past performance is not a guarantee of future returns. The value of investments may fall as well as rise and investors may not get back the full amount invested. Any decision to invest should be based on a full reading of the offer document. In case of any discrepancy between this sheet and the offer document in force, the offer document shall prevail.

Trailing Returns

Period	Inv	Bmk1
3 months	2.98	4.41
6 months	4.24	6.67
1 Year	8.40	10.46
2 Years	8.18	10.26
3 Years	8.99	13.28
5 Years		12.76

Drawdown

Time Period: 4/1/2016 to 3/31/2019

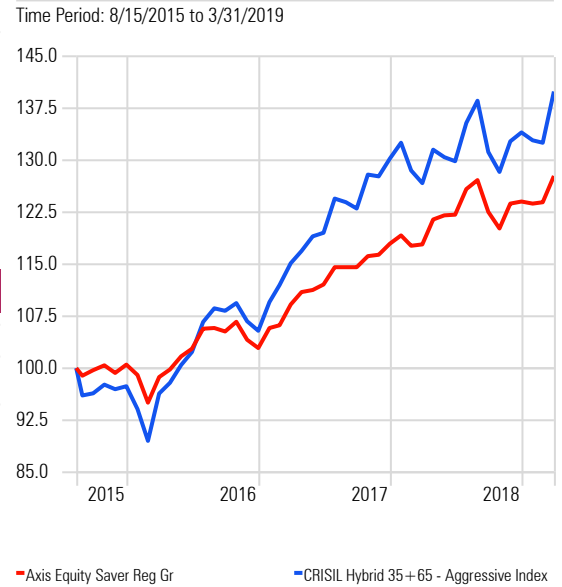
	Inv	Bmk1
Max Drawdown	-5.50	-7.43
Max Drawdown # of Periods	2.00	2.00
Max Drawdown Peak Date	9/1/2018	9/1/2018
Max Drawdown Valley Date	10/31/2018	10/31/2018

Leading Detractors

Time Period: 4/1/2018 to 3/31/2019

	Rescaled Weight	Return	Contribution
Infibeam Avenues Ltd	5.87	-78.06	-7.93
Maruti Suzuki India Ltd	5.10	-24.04	-1.32
Mahindra & Mahindra Financial Services Ltd	9.98	-8.30	-0.86
Jaiprakash Associates Ltd	0.63	-63.48	-0.82
Century Textiles & Industries Ltd	2.92	-17.97	-0.79

Investment Growth



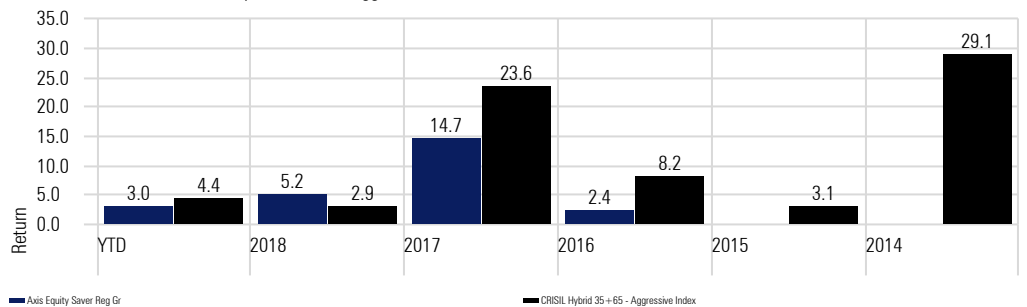
Leading Contributors

Time Period: 4/1/2018 to 3/31/2019

	Rescaled Weight	Return	Contribution
Yes Bank Ltd	3.09	49.93	3.27
Reliance Industries Ltd	5.39	55.40	2.30
Bajaj Finance Ltd	3.15	71.21	1.73
HDFC Bank Ltd	6.47	23.69	1.30
Tata Consultancy Services Ltd	4.66	42.57	1.16

Returns

Calculation Benchmark: CRISIL Hybrid 35+65 - Aggressive Index



Sector Allocation

Portfolio Date: 3/31/2019

Basic Materials %	8.42
Consumer Cyclical %	11.27
Financial Services %	54.97
Real Estate %	0.03
Consumer Defensive %	7.36
Healthcare %	1.42
Utilities %	0.58
Communication Services %	0.00
Energy %	6.50
Industrials %	4.05
Technology %	5.39

Portfolio Holdings

