

# HDFC Equity Savings Gr

## Investment Objective

To provide capital appreciation by investing in Equity & equity related instruments, Arbitrage opportunities, and Debt & money market instruments. There is no assurance that the investment objective of the scheme will be realized.

## Manager Biography

Anil Bamboli since 8/17/2005

## Operations

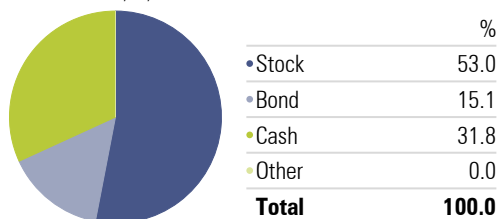
Inception Date	9/17/2004
Minimum Initial	5,000
Annual Report Net Expense Ratio	2.29
Turnover Ratio %	90.81
NAV (Mo-End)	36.84

## Risk Reward

Std Dev	5.01
Sharpe Ratio	1.44
Alpha	
Sharpe Ratio	1.44
Treynor Ratio	
R-Squared	

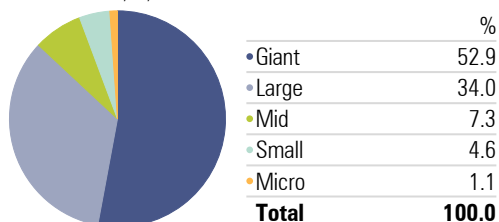
## Asset Allocation

Portfolio Date: 4/30/2019



## Market Capitalization

Portfolio Date: 4/30/2019



Past performance is not a guarantee of future returns. The value of investments may fall as well as rise and investors may not get back the full amount invested. Any decision to invest should be based on a full reading of the offer document. In case of any discrepancy between this sheet and the offer document in force, the offer document shall prevail.

Portfolio Date: 4/30/2019

# Category Hybrid - Equity Savings

## Trailing Returns

Period	Inv	Bmk1
3 months	3.71	5.59
6 months	5.10	9.35
1 Year	5.15	6.68
2 Years	5.70	9.57
3 Years	11.06	12.78
5 Years	9.57	12.70

## Drawdown

Time Period: 5/1/2016 to 4/30/2019

	Inv	Bmk1
Max Drawdown	-2.63	-7.43
Max Drawdown # of Periods	2.00	2.00
Max Drawdown Peak Date	2/1/2018	9/1/2018
Max Drawdown Valley Date	3/31/2018	10/31/2018

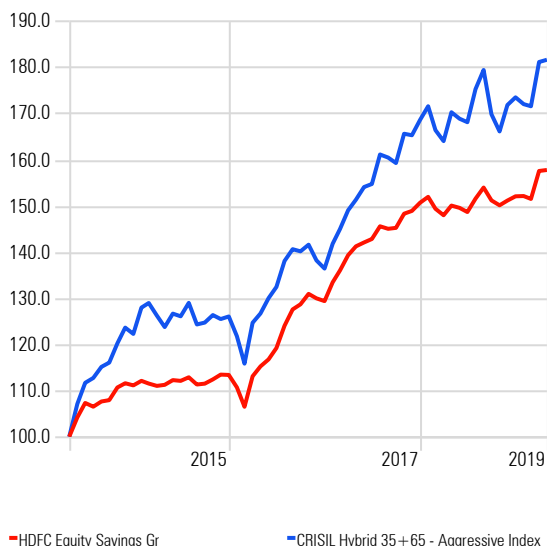
## Leading Detractors

Time Period: 5/1/2018 to 4/30/2019

	Rescaled Weight	Return Contribution
Yes Bank Ltd	1.66	-53.23
Vedanta Ltd	2.01	-38.88
Tata Motors Ltd	1.43	-37.04
Indiabulls Housing Finance Ltd	0.87	-32.70
Shriram Transport Finance Co Ltd	1.22	-30.40

## Investment Growth

Time Period: 5/1/2014 to 4/30/2019



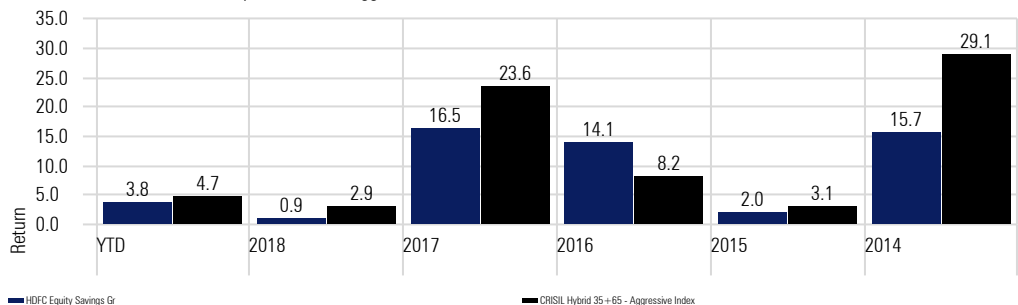
## Leading Contributors

Time Period: 5/1/2018 to 4/30/2019

	Rescaled Weight	Return Contribution
Reliance Industries Ltd	5.51	45.48
ICICI Bank Ltd	5.08	44.82
Infosys Ltd	4.21	30.45
HDFC Bank Ltd	3.87	19.92
State Bank of India	2.88	25.79

## Returns

Calculation Benchmark: CRISIL Hybrid 35+65 - Aggressive Index



## Sector Allocation

Portfolio Date: 4/30/2019

Basic Materials %	10.26
Consumer Cyclical %	7.93
Financial Services %	31.22
Real Estate %	0.93
Consumer Defensive %	5.21
Healthcare %	7.27
Utilities %	10.34
Communication Services %	0.46
Energy %	10.37
Industrials %	8.25
Technology %	7.75

## Portfolio Holdings

Portfolio Date: 4/30/2019

