

Kotak Equity Savings Reg Gr

Investment Objective

The investment objective of the scheme is to generate capital appreciation and income by predominantly investing in arbitrage opportunities in the cash and derivatives segment of the equity market, and enhance returns with a moderate exposure in equity & equity related instruments. There is no assurance or guarantee that the investment objective of the scheme will be achieved.

Manager Biography

Deepak Gupta since 10/13/2014

Operations

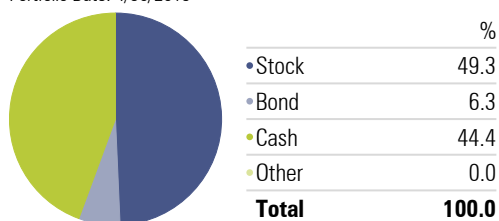
Inception Date	10/13/2014
Minimum Initial	5,000
Annual Report Net Expense Ratio	2.15
Turnover Ratio %	1,124.57
NAV (Mo-End)	14.29

Risk Reward

Std Dev	3.45
Sharpe Ratio	1.52
Alpha	
Sharpe Ratio	1.52
Treynor Ratio	
R-Squared	

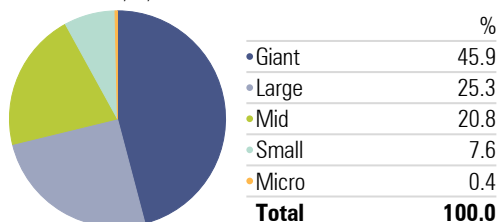
Asset Allocation

Portfolio Date: 4/30/2019



Market Capitalization

Portfolio Date: 4/30/2019



Past performance is not a guarantee of future returns. The value of investments may fall as well as rise and investors may not get back the full amount invested. Any decision to invest should be based on a full reading of the offer document. In case of any discrepancy between this sheet and the offer document in force, the offer document shall prevail.

Portfolio Date: 4/30/2019

Category Hybrid - Equity Savings

Trailing Returns

Period	Inv	Bmk1
3 months	3.13	5.59
6 months	5.50	9.35
1 Year	5.93	6.68
2 Years	7.71	9.57
3 Years	8.91	12.78
5 Years		12.70

Drawdown

Time Period: 5/1/2016 to 4/30/2019

	Inv	Bmk1
Max Drawdown	-2.86	-7.43
Max Drawdown # of Periods	2.00	2.00
Max Drawdown Peak Date	9/1/2018	9/1/2018
Max Drawdown Valley Date	10/31/2018	10/31/2018

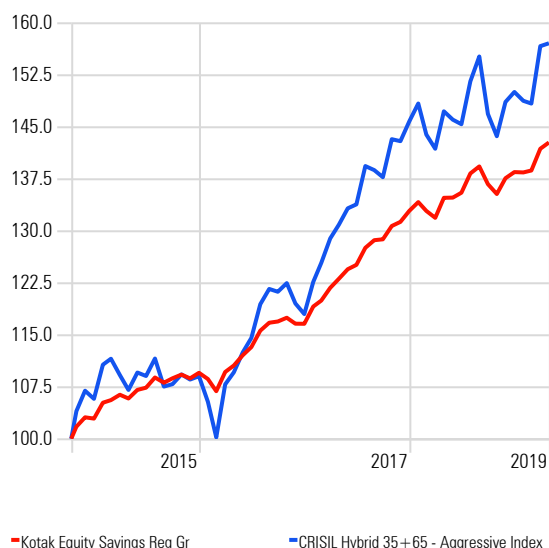
Leading Detractors

Time Period: 5/1/2018 to 4/30/2019

	Rescaled Weight	Return Contribution
Jindal Steel & Power Ltd	1.70	-29.40
Adani Enterprises Ltd	0.76	-38.56
Reliance Infrastructure Ltd	0.31	-77.74
Jain Irrigation Systems Ltd	0.58	-52.84
Jaiprakash Associates Ltd	0.45	-71.41

Investment Growth

Time Period: 10/14/2014 to 4/30/2019



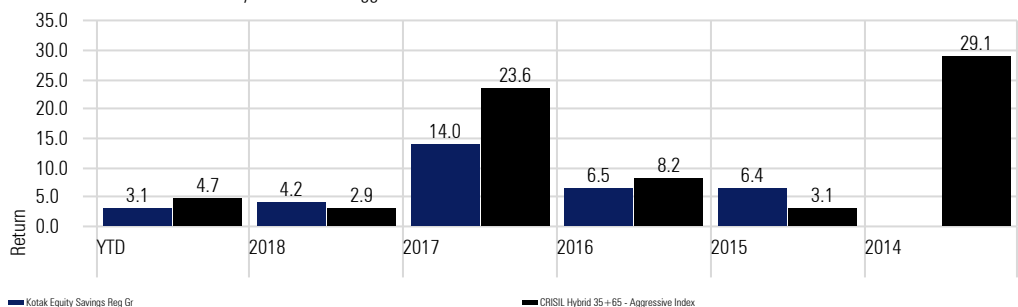
Leading Contributors

Time Period: 5/1/2018 to 4/30/2019

	Rescaled Weight	Return Contribution
Reliance Industries Ltd	3.53	45.48
Bajaj Finance Ltd	2.54	62.62
Tata Consultancy Services Ltd	3.38	29.87
Housing Development Finance Corp Ltd	4.62	7.00
Infosys Ltd	2.48	30.45

Returns

Calculation Benchmark: CRISIL Hybrid 35+65 - Aggressive Index



Sector Allocation

Portfolio Date: 4/30/2019

Basic Materials %	8.80
Consumer Cyclical %	9.07
Financial Services %	33.16
Real Estate %	0.00
Consumer Defensive %	6.98
Healthcare %	7.73
Utilities %	4.00
Communication Services %	1.01
Energy %	11.37
Industrials %	7.27
Technology %	10.61

Portfolio Holdings

Portfolio Date: 4/30/2019

