

Axis Triple Advantage Gr

Category Hybrid - Asset Allocation

Suggested Horizon 3 Years and above

Investment Objective

To generate long term capital appreciation by investing in a diversified portfolio of equity and equity related instruments, fixed income instruments & gold exchange traded funds.

Manager Biography

R Sivakumar since 14/09/2010

Scheme Details

Inception Date	23/08/2010
Minimum Initial	5,000
Annual Report Net Expense Ratio	2.03
NAV (Mo-End)	19.30
Exit Fee	1.00

Portfolio Characteristics

Modified Duration	2.80
Avg Eff Maturity	4.30
Yield to Maturity	8.11

Risk/Reward

Time Period: 01/05/2016 to 30/04/2019	
Std Dev	8.56
Beta	
Sharpe Ratio (arith)	
Treynor Ratio (arith)	
Alpha	
Information Ratio (arith)	-0.72

Past performance is not a guarantee of future returns. The value of investments may fall as well as rise and investors may not get back the full amount invested. Any decision to invest should be based on a full reading of the offer document. In case of any discrepancy between this sheet and the offer document in force, the offer document shall prevail.

Portfolio Date: 30/04/2019

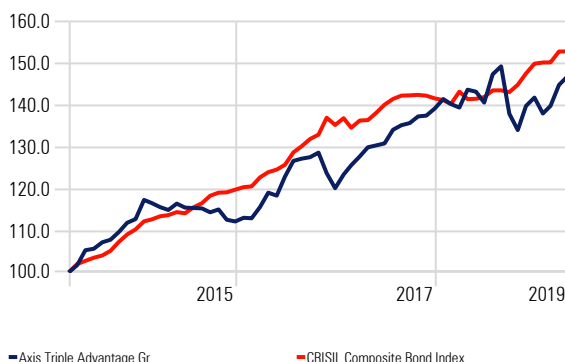
Trailing Returns

Display Benchmark 1: CRISIL Composite Bond Index

	Inv	Bmk1
6 Months	9.55	5.51
1 Years	2.17	8.08
2 Years	6.31	5.86
3 Years	7.25	7.24
5 Years	8.00	8.88

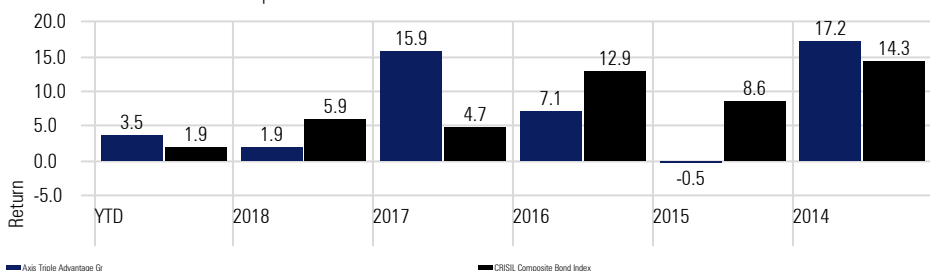
Investment Growth

Time Period: 01/05/2014 to 30/04/2019



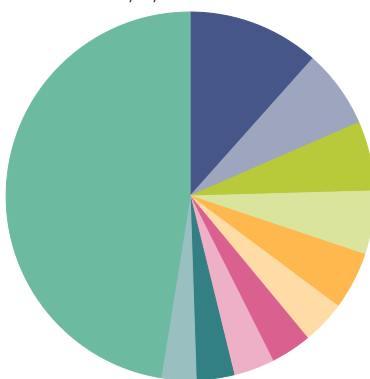
Returns

Calculation Benchmark: CRISIL Composite Bond Index



Portfolio Holdings

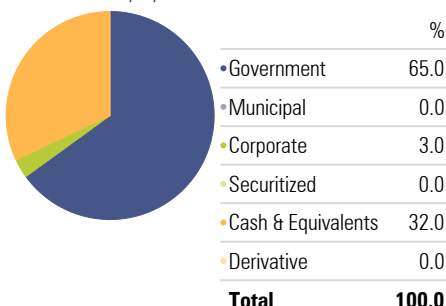
Portfolio Date: 30/04/2019



	%
Axis Gold ETF	11.6
HDFC Bank Ltd	6.9
Tata Consultancy Services Ltd	6.1
Bajaj Finance Ltd	5.6
Kotak Mahindra Bank Ltd	5.1
Housing Development Finance Corp Ltd	3.8
08.06 KA SDL 2029	3.6
Indiabulls Housing Finance Limited	3.6
ICICI Bank Ltd	3.3
Divi's Laboratories Ltd	3.1
Other	47.5
Total	100.0

Portfolio Allocation

Portfolio Date: 30/04/2019



Credit Quality

Portfolio Date: 30/04/2019

