

UTI Corporate Bond Reg Gr

Category Debt - Corporate Bond Fund

Suggested Horizon 18 Months and above

Investment Objective

The investment objective of the scheme is to generate optimal returns by investing predominantly in AA+ and above rated corporate bonds. However, there can be no assurance that the investment objective of the scheme will be realized. The Scheme does not guarantee / indicate any returns.

Manager Biography

Sudhir Agarwal since 8/8/2018

Sunil Patil since 8/8/2018

Scheme Details

Inception Date	8/8/2018
Minimum Initial	5,000
Annual Report Net Expense Ratio	0.53
NAV (Mo-End)	11.72
Exit Fee	0.00

Portfolio Characteristics

Modified Duration	3.73
Avg Eff Maturity	5.17
Yield to Maturity	7.20

UTI Corporate Bond Reg Gr - Operations

Std Dev 3 Yr (Mo-End)	
Beta 3 Yr (Mo-End)	
Sharpe Ratio 3 Yr (Mo-End)	
Information Ratio 3 Yr (Mo-End)	

Past performance is not a guarantee of future returns. The value of investments may fall as well as rise and investors may not get back the full amount invested. Any decision to invest should be based on a full reading of the offer document. In case of any discrepancy between this sheet and the offer document in force, the offer document shall prevail.

Portfolio Date: 4/30/2020

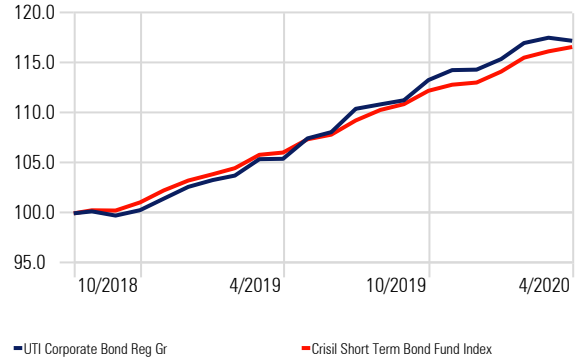
Trailing Returns

Display Benchmark 1: Crisil Short Term Bond Fund Index Display Benchmark 2:

	Inv	Bmk1
3 Months		2.19
6 Months		4.52
1 Year		9.82
2 Years		9.19
3 Years		9.34
5 Years		8.39

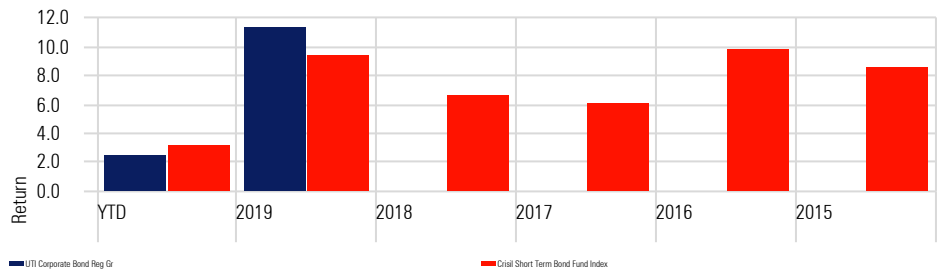
Investment Growth

Time Period: 8/9/2018 to 4/30/2020



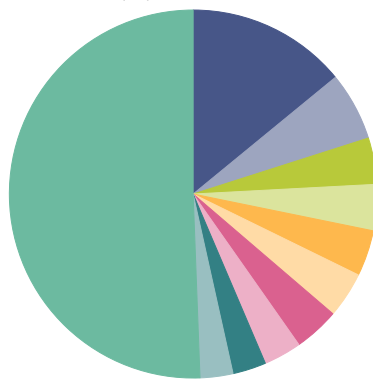
Returns

Calculation Benchmark: Crisil Short Term Bond Fund Index



Portfolio Holdings

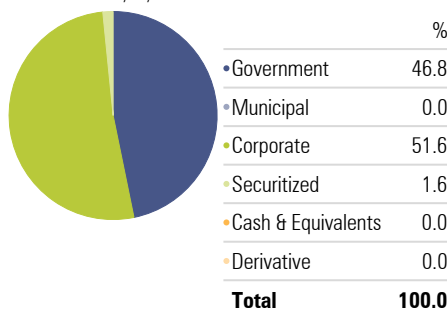
Portfolio Date: 4/30/2020



	%
GOVT STOCK	14.1
Rural Electrification Corporation Limited	6.0
Reliance Utilities And Power Private Limited	4.1
Larsen And Toubro Limited	4.1
Reliance Industries Limited	4.0
Power Finance Corporation Ltd.	4.0
L & T Infrastructure Finance Company Limited	4.0
National Housing Bank	3.3
Reliance Utilities And Power Private Limited	2.9
Indian Railway Finance Corporation Limited	2.9
Other	50.6
Total	100.0

Portfolio Allocation

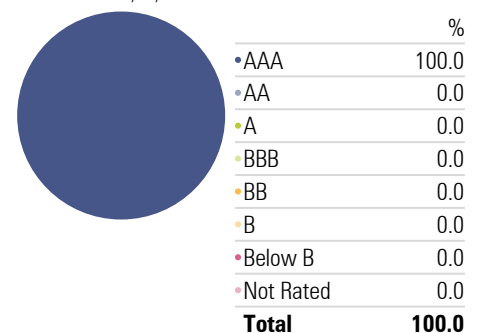
Portfolio Date: 4/30/2020



	%
Government	46.8
Municipal	0.0
Corporate	51.6
Securitized	1.6
Cash & Equivalents	0.0
Derivative	0.0
Total	100.0

Credit Quality

Portfolio Date: 4/30/2020



	%
AAA	100.0
AA	0.0
A	0.0
BBB	0.0
BB	0.0
B	0.0
Below B	0.0
Not Rated	0.0
Total	100.0