

# SBI Magnum Gilt Reg Gr

## Category Debt - GILT Fund

## Suggested Horizon 18 Months and above

### Investment Objective

To provide returns to the investors generated through investments in Government securities issued by the Central Government and/or State Government(s).

### Manager Biography

Dinesh Ahuja since 01-02-2011

### Scheme Details

Inception Date	30-12-2000
Minimum Initial	5,000
Annual Report Net Expense Ratio	1.07
NAV (Mo-End)	47.73
Exit Fee	0.00

### Portfolio Characteristics

Modified Duration	6.98
Avg Eff Maturity	10.21
Yield to Maturity	6.52

### SBI Magnum Gilt Reg Gr - Snapshot

Total Ret Annlzd 3 Yr (Mo-End)	8.96
Std Dev 3 Yr (Mo-End)	3.80
Alpha 3 Yr (Mo-End)	-0.94
Beta 3 Yr (Mo-End)	1.11
Sharpe Ratio 3 Yr (Mo-End)	1.42
Tracking Error 3 Yr (Mo-End)	2.10

Past performance is not a guarantee of future returns. The value of investments may fall as well as rise and investors may not get back the full amount invested. Any decision to invest should be based on a full reading of the offer document. In case of any discrepancy between this sheet and the offer document in force, the offer document shall prevail.

Portfolio Date: 30-04-2020

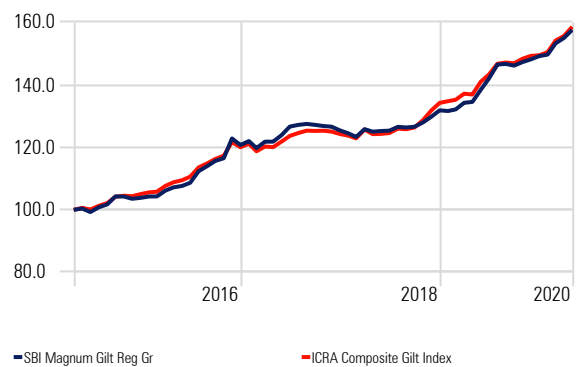
### Trailing Returns

Calculation Benchmark: ICRA Composite Gilt Index

	Inv	Bmk1
6 Months	7.00	6.90
1 Years	17.14	15.82
2 Years	12.27	12.98
3 Years	8.96	9.71
5 Years	9.52	9.66

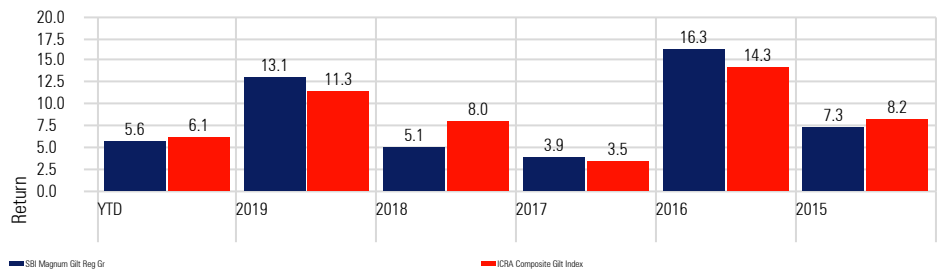
### Investment Growth

Time Period: 01-05-2015 to 30-04-2020



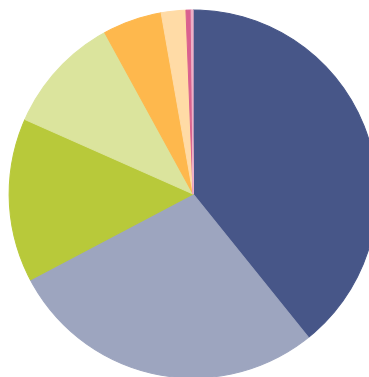
### Returns

Calculation Benchmark: ICRA Composite Gilt Index



### Portfolio Holdings

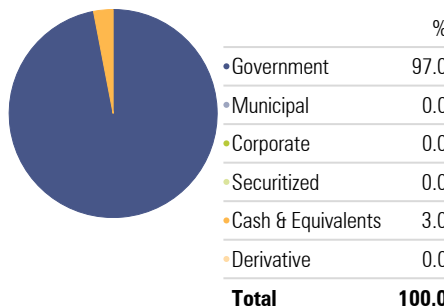
Portfolio Date: 30-04-2020



	%
GOVT STOCK	39.2
7.26% Govt Stock 2029	28.1
7.17% Govt Stock 2028	14.4
7.16% Govt Stock 2050	10.4
6.79% Govt Stock 2029	5.2
8.24% Govt Stock 2033	2.2
GOVT STOCK	0.5
GOVT STOCK	0.2
<b>Total</b>	<b>100.0</b>

### Portfolio Allocation

Portfolio Date: 30-04-2020



### Credit Quality

Portfolio Date: 30-04-2020

