

SBI Liquid Reg Gr

Category Debt - Liquid Fund

Suggested Horizon Upto 3 Months

Investment Objective

To provide the investors an opportunity to invest in the entire range of debt and money market securities with residual maturity upto 91 days only

Manager Biography

R. Arun since 07-05-2018

Scheme Details

Inception Date	22-03-2007
Minimum Initial	5,000
Annual Report Net Expense Ratio	0.23
NAV (Mo-End)	3,106.05
Exit Fee	0.01

Portfolio Characteristics

Modified Duration	0.13
Avg Eff Maturity	0.13
Yield to Maturity	5.09

SBI Liquid Reg Gr - Snapshot

Total Ret Annlzd 3 Yr (Mo-End)	6.67
Std Dev 3 Yr (Mo-End)	0.24
Alpha 3 Yr (Mo-End)	0.18
Beta 3 Yr (Mo-End)	0.88
Sharpe Ratio 3 Yr (Mo-End)	13.54
Tracking Error 3 Yr (Mo-End)	0.10

Past performance is not a guarantee of future returns. The value of investments may fall as well as rise and investors may not get back the full amount invested. Any decision to invest should be based on a full reading of the offer document. In case of any discrepancy between this sheet and the offer document in force, the offer document shall prevail.

Portfolio Date: 30-04-2020

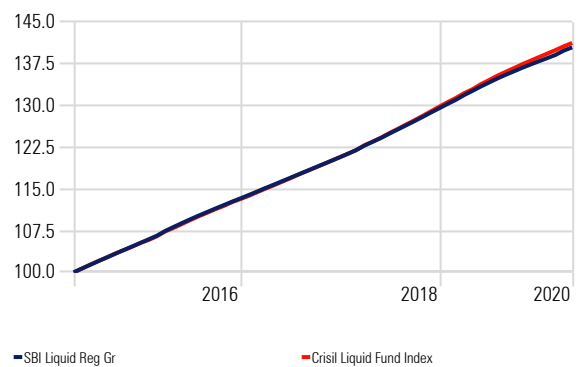
Trailing Returns

Calculation Benchmark: Crisil Liquid Fund Index

	Inv	Bmk1
6 Months	2.67	2.77
1 Years	5.91	6.27
2 Years	6.65	6.95
3 Years	6.67	6.91
5 Years	7.03	7.15

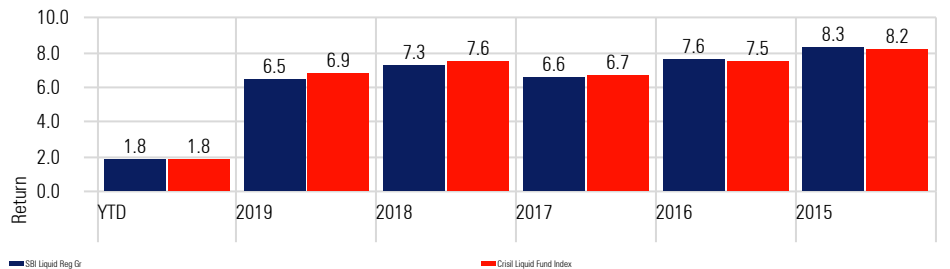
Investment Growth

Time Period: 01-05-2015 to 30-04-2020



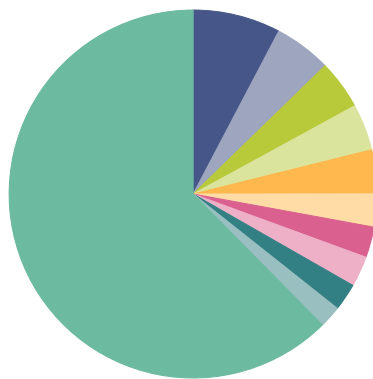
Returns

Calculation Benchmark: Crisil Liquid Fund Index



Portfolio Holdings

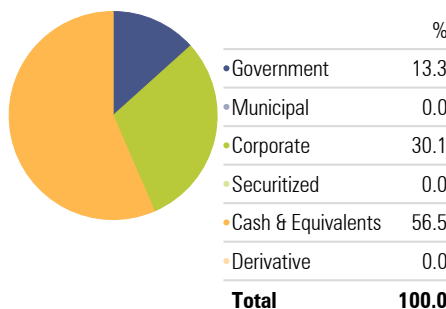
Portfolio Date: 30-04-2020



	%
91 DTB 14052020	7.7
National Bank For Agriculture And Rural Development	5.0
91 DTB 180620	4.3
91 DTB 04062020	4.1
Indian Oil Corporation Limited	3.9
Bharti Airtel Limited	2.9
Reliance Jio Infocomm Limited	2.7
Reliance Jio Infocomm Limited	2.7
91 DTB 30-Jul-2020	2.4
Indian Oil Corporation Limited	1.9
Other	62.4
Total	100.0

Portfolio Allocation

Portfolio Date: 30-04-2020



Credit Quality

Portfolio Date: 30-04-2020

