

# HDFC Low Duration Retl Gr

**Category**  
Debt - Low Duration

**Suggested Horizon**  
6 to 12 Months

## Investment Objective

To generate income / capital appreciation through investment in debt securities and money market instruments. There is no assurance that the investment objective of the Scheme will be realized.

## Manager Biography

Anupam Joshi since 10/27/2015

## Scheme Details

Inception Date	11/18/1999
Minimum Initial	5,000
Annual Report Net Expense Ratio	1.02
NAV (Mo-End)	41.99
Exit Fee	0.00

## Portfolio Characteristics

Modified Duration	0.93
Avg Eff Maturity	1.17
Yield to Maturity	7.56

## HDFC Low Duration Retl Gr - Snapshot

Total Ret Annlzd 3 Yr (Mo-End)	6.73
Std Dev 3 Yr (Mo-End)	0.90
Alpha 3 Yr (Mo-End)	-2.19
Beta 3 Yr (Mo-End)	1.59
Sharpe Ratio 3 Yr (Mo-End)	3.81
Tracking Error 3 Yr (Mo-End)	0.78

Past performance is not a guarantee of future returns. The value of investments may fall as well as rise and investors may not get back the full amount invested. Any decision to invest should be based on a full reading of the offer document. In case of any discrepancy between this sheet and the offer document in force, the offer document shall prevail.

Portfolio Date: 4/30/2020

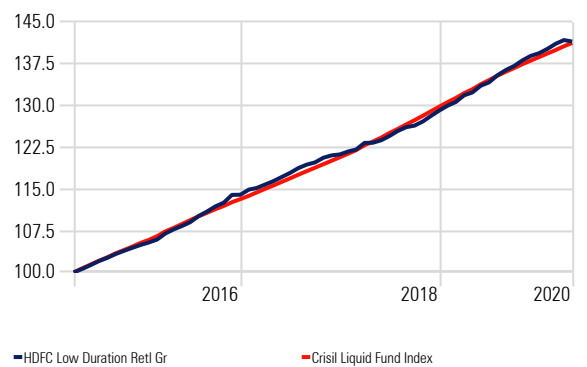
## Trailing Returns

Calculation Benchmark: Crisil Liquid Fund Index

	Inv	Bmk1
6 Months	2.44	2.77
1 Years	6.92	6.27
2 Years	7.13	6.95
3 Years	6.73	6.91
5 Years	7.19	7.15

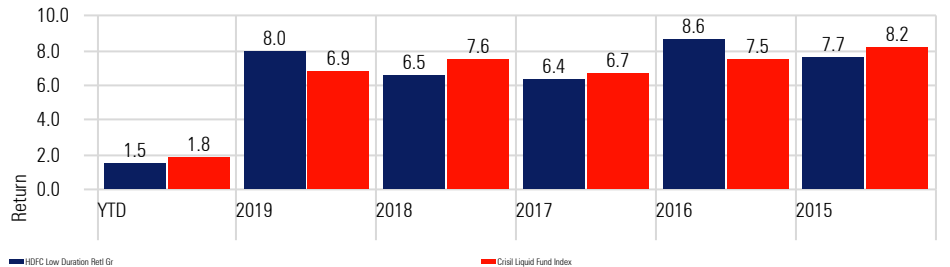
## Investment Growth

Time Period: 5/1/2015 to 4/30/2020



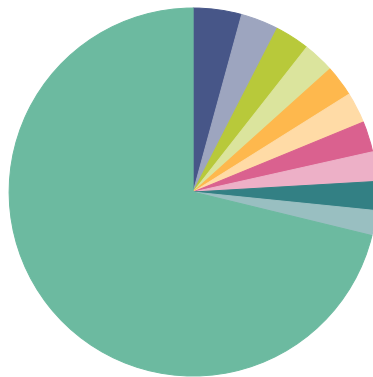
## Returns

Calculation Benchmark: Crisil Liquid Fund Index



## Portfolio Holdings

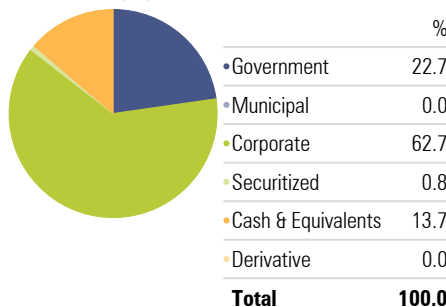
Portfolio Date: 4/30/2020



	%
Housing Development Finance Corporation Limited	4.3
7.59% Govt Stock 2026	3.3
Reliance Industries Limited	3.0
NABHA POWER LIMITED	2.8
Union Bank Of India	2.7
LIC Housing Finance Limited	2.7
L & T Infrastructure Finance Company Limited	2.7
Reliance Jio Infocomm Limited	2.6
6.79% Govt Stock 2027	2.5
Bank Of Baroda	2.2
Other	71.2
<b>Total</b>	<b>100.0</b>

## Portfolio Allocation

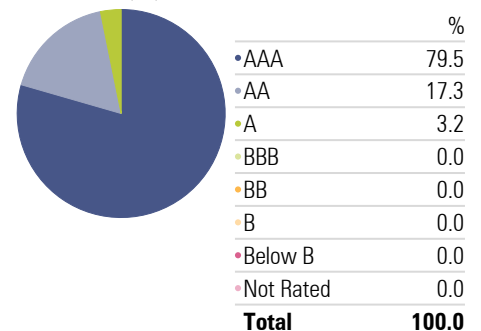
Portfolio Date: 4/30/2020



	%
Government	22.7
Municipal	0.0
Corporate	62.7
Securitized	0.8
Cash & Equivalents	13.7
Derivative	0.0
<b>Total</b>	<b>100.0</b>

## Credit Quality

Portfolio Date: 4/30/2020



	%
AAA	79.5
AA	17.3
A	3.2
BBB	0.0
BB	0.0
B	0.0
Below B	0.0
Not Rated	0.0
<b>Total</b>	<b>100.0</b>