

Sundaram Money Gr

Category Debt - Liquid Fund

Suggested Horizon Upto 3 Months

Investment Objective

To provide a level of income consistent with the preservation of capital, liquidity and lower level of risk, through investments made primarily in money market and debt securities. The aim is to optimize returns while providing liquidity.

Manager Biography

Dwijendra Srivastava since 6/1/2012

Siddharth Chaudhary since 6/1/2012

Scheme Details

Inception Date	3/7/2000
Minimum Initial	1,000
Annual Report Net Expense Ratio	0.22
NAV (Mo-End)	38.55
Exit Fee	0.01

Portfolio Characteristics

Modified Duration	0.10
Avg Eff Maturity	0.10
Yield to Maturity	5.31

Sundaram Money Gr - Snapshot

Total Ret Annlzd 3 Yr (Mo-End)	6.83
Std Dev 3 Yr (Mo-End)	0.22
Alpha 3 Yr (Mo-End)	0.29
Beta 3 Yr (Mo-End)	0.87
Sharpe Ratio 3 Yr (Mo-End)	14.43
Tracking Error 3 Yr (Mo-End)	0.08

Past performance is not a guarantee of future returns. The value of investments may fall as well as rise and investors may not get back the full amount invested. Any decision to invest should be based on a full reading of the offer document. In case of any discrepancy between this sheet and the offer document in force, the offer document shall prevail.

Portfolio Date: 1/31/2020

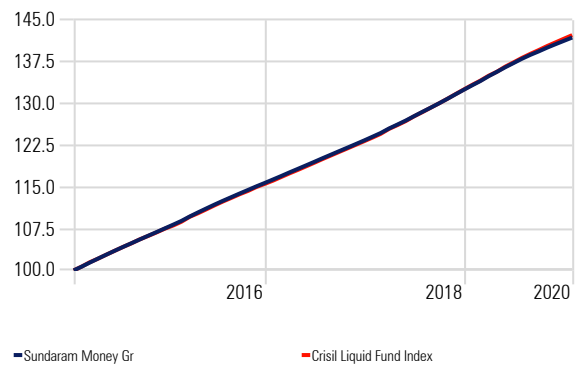
Trailing Returns

Calculation Benchmark: Crisil Liquid Fund Index

	Inv	Bmk1
6 Months	2.76	2.96
1 Years	6.42	6.68
2 Years	6.94	7.17
3 Years	6.83	7.00
5 Years	7.25	7.31

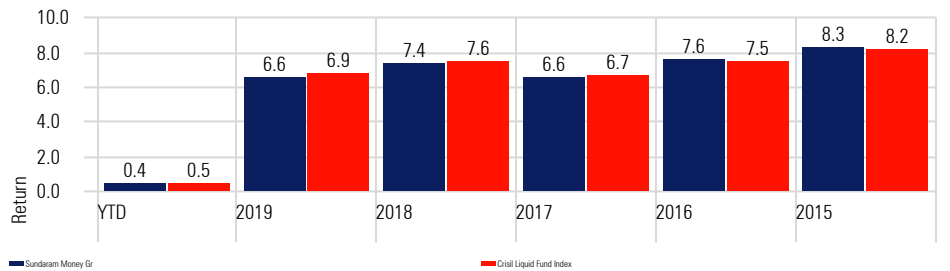
Investment Growth

Time Period: 2/1/2015 to 1/31/2020



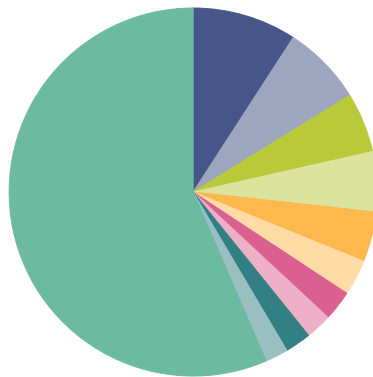
Returns

Calculation Benchmark: Crisil Liquid Fund Index



Portfolio Holdings

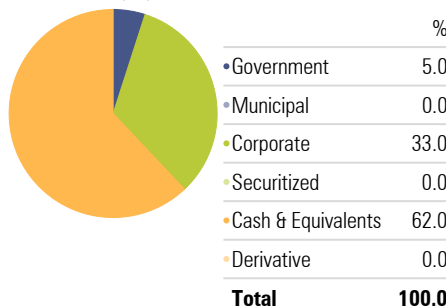
Portfolio Date: 1/31/2020



	%
76 DCMB 17032020	9.1
63 DCMB 17032020	7.0
91 DTB 12032020	5.3
91 DTB 19032020	5.3
91 DTB 26032020	4.4
TVS Credit Services Limited	3.1
91 DTB 20022020	2.6
HDFC Bank Limited	2.3
ICICI Bank Limited	2.3
Aditya Birla Fashion And Retail Limited	2.0
Other	56.5
Total	100.0

Portfolio Allocation

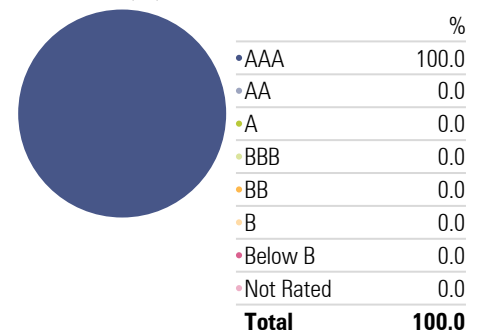
Portfolio Date: 1/31/2020



	%
Government	5.0
Municipal	0.0
Corporate	33.0
Securitized	0.0
Cash & Equivalents	62.0
Derivative	0.0
Total	100.0

Credit Quality

Portfolio Date: 1/31/2020



	%
AAA	100.0
AA	0.0
A	0.0
BBB	0.0
BB	0.0
B	0.0
Below B	0.0
Not Rated	0.0
Total	100.0