

UTI Money Market Reg Gr

Category Debt - Money Market

Suggested Horizon Up To 1 Year

Investment Objective

The investment objective of the scheme is to generate reasonable income with high level of liquidity by investing in a portfolio of money market instruments. However there can be no assurance that the investment objective of the Scheme will be achieved. The Scheme does not guarantee / indicate any returns.

Manager Biography

Amandeep S. Chopra since 12/14/2006

Amit Sharma since 7/7/2017

Scheme Details

Inception Date	7/13/2009
Minimum Initial	10,000
Annual Report Net Expense Ratio	0.26
NAV (Mo-End)	2,263.89
Exit Fee	0.00

Portfolio Characteristics

Modified Duration	0.52
Avg Eff Maturity	0.52
Yield to Maturity	5.97

UTI Money Market Reg Gr - Snapshot

Total Ret Annlzd 3 Yr (Mo-End)	7.42
Std Dev 3 Yr (Mo-End)	0.40
Alpha 3 Yr (Mo-End)	0.32
Beta 3 Yr (Mo-End)	1.04
Sharpe Ratio 3 Yr (Mo-End)	10.12
Tracking Error 3 Yr (Mo-End)	0.29

Past performance is not a guarantee of future returns. The value of investments may fall as well as rise and investors may not get back the full amount invested. Any decision to invest should be based on a full reading of the offer document. In case of any discrepancy between this sheet and the offer document in force, the offer document shall prevail.

Portfolio Date: 4/30/2020

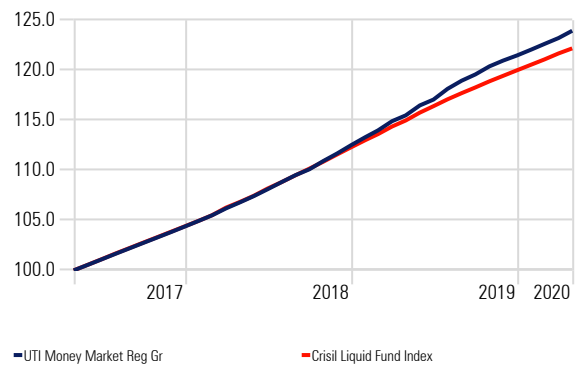
Trailing Returns

Calculation Benchmark: Crisil Liquid Fund Index

	Inv	Bmk1
6 Months	2.96	2.77
1 Years	7.32	6.27
2 Years	7.74	6.95
3 Years	7.42	6.91
5 Years	7.52	7.15

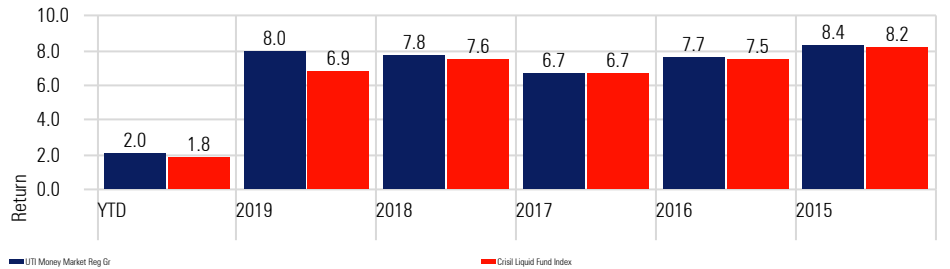
Investment Growth

Time Period: 5/1/2017 to 4/30/2020



Returns

Calculation Benchmark: Crisil Liquid Fund Index

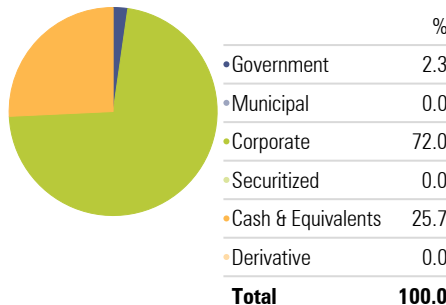


Portfolio Holdings

Portfolio Date: 4/30/2020

Portfolio Allocation

Portfolio Date: 4/30/2020



Credit Quality

Portfolio Date: 4/30/2020

