

L&T Overnight Gr

Category Debt - Overnight Fund

Suggested Horizon Upto 3 Months

Investment Objective

The investment objective of the Scheme is to generate regular returns in line with the overnight rates.

Manager Biography

Jalpan Shah since 30-05-2016

Shriram Ramanathan since 03-04-2017

Scheme Details

| | |
|---------------------------------|------------|
| Inception Date | 27-11-2006 |
| Minimum Initial | 10,000 |
| Annual Report Net Expense Ratio | 0.87 |
| NAV (Mo-End) | 1,488.94 |
| Exit Fee | 0.00 |

Portfolio Characteristics

| | |
|-------------------|------|
| Modified Duration | 0.08 |
| Avg Eff Maturity | 0.08 |
| Yield to Maturity | 6.83 |

L&T Overnight Gr - Snapshot

| | |
|--------------------------------|------|
| Total Ret Annlzd 3 Yr (Mo-End) | 5.09 |
| Std Dev 3 Yr (Mo-End) | 0.22 |
| Alpha 3 Yr (Mo-End) | 0.11 |
| Beta 3 Yr (Mo-End) | 0.47 |
| Sharpe Ratio 3 Yr (Mo-End) | 9.08 |
| Tracking Error 3 Yr (Mo-End) | 0.20 |

Past performance is not a guarantee of future returns. The value of investments may fall as well as rise and investors may not get back the full amount invested. Any decision to invest should be based on a full reading of the offer document. In case of any discrepancy between this sheet and the offer document in force, the offer document shall prevail.

Portfolio Date: 30-04-2020

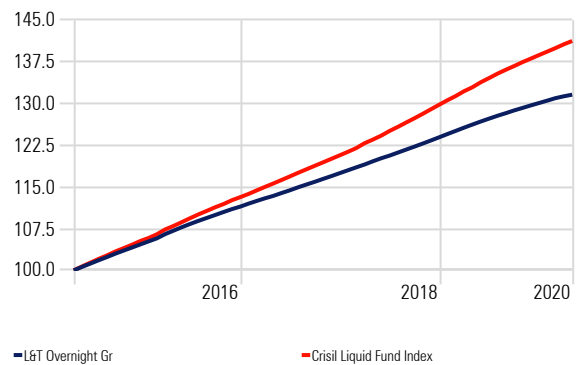
Trailing Returns

Calculation Benchmark: Crisil Liquid Fund Index

| | Inv | Bmk1 |
|----------|------|------|
| 6 Months | 1.85 | |
| 1 Years | | |
| 2 Years | 4.89 | 6.95 |
| 3 Years | 5.09 | 6.91 |
| 5 Years | 5.65 | 7.15 |

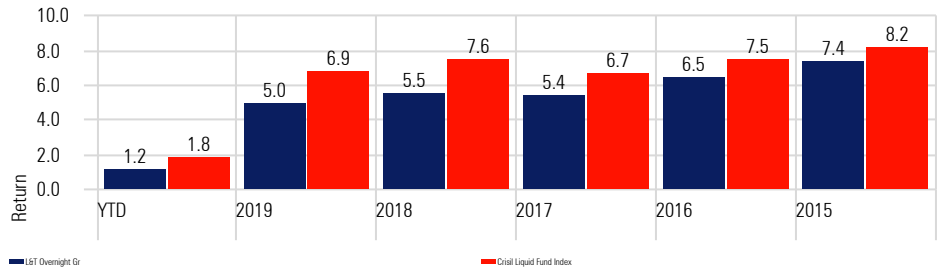
Investment Growth

Time Period: 01-05-2015 to 30-04-2020




Returns

Calculation Benchmark: Crisil Liquid Fund Index



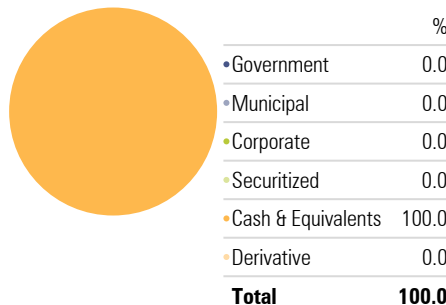
Portfolio Holdings

Portfolio Date: 30-04-2020



Portfolio Allocation

Portfolio Date: 30-04-2020



Credit Quality

Portfolio Date: 29-02-2016

