

# Nippon India Overnight Reg Gr

## Category Debt - Overnight Fund

## Suggested Horizon Upto 3 Months

### Investment Objective

To generate optimal returns with low risk and high liquidity by investing in debt and money market instruments with overnight maturity. However, there can be no assurance or guarantee that the investment objective of the scheme will be achieved

### Manager Biography

Anju Chhajjar since 18-12-2018

### Scheme Details

Inception Date	18-12-2018
Minimum Initial	5,000
Annual Report Net Expense Ratio	0.18
NAV (Mo-End)	107.31
Exit Fee	0.00

### Portfolio Characteristics

Modified Duration	
Avg Eff Maturity	
Yield to Maturity	

### Nippon India Overnight Reg Gr - Snapshot

Total Ret Annlzd 3 Yr (Mo-End)	
Std Dev 3 Yr (Mo-End)	
Alpha 3 Yr (Mo-End)	
Beta 3 Yr (Mo-End)	
Sharpe Ratio 3 Yr (Mo-End)	
Tracking Error 3 Yr (Mo-End)	

Past performance is not a guarantee of future returns. The value of investments may fall as well as rise and investors may not get back the full amount invested. Any decision to invest should be based on a full reading of the offer document. In case of any discrepancy between this sheet and the offer document in force, the offer document shall prevail.

Portfolio Date: 30-04-2020

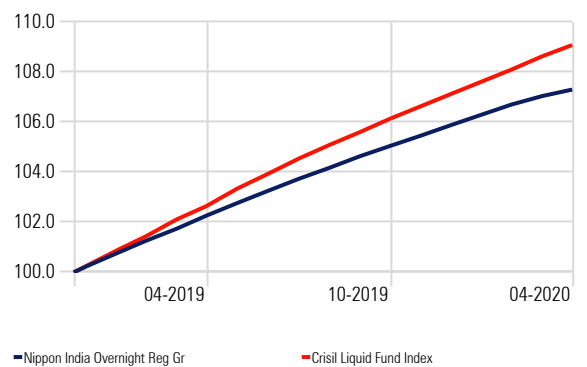
### Trailing Returns

Calculation Benchmark: Crisil Liquid Fund Index

	Inv	Bmk1
6 Months	2.14	2.77
1 Years	4.93	6.27
2 Years		6.95
3 Years		6.91
5 Years		7.15

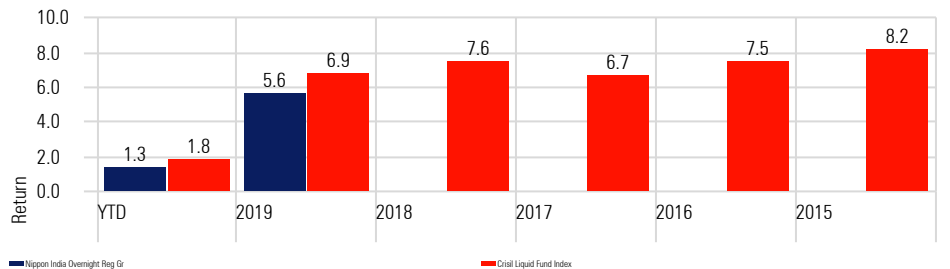
### Investment Growth

Time Period: 19-12-2018 to 30-04-2020



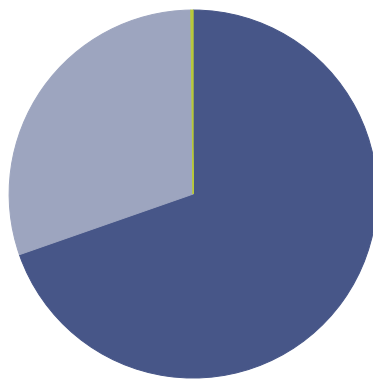
### Returns

Calculation Benchmark: Crisil Liquid Fund Index



### Portfolio Holdings

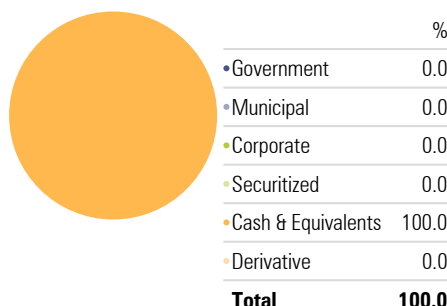
Portfolio Date: 30-04-2020



	%
Reverse Repo	69.7
Triparty Repo	30.1
Cash Margin - Ccil	0.2
<b>Total</b>	<b>100.0</b>

### Portfolio Allocation

Portfolio Date: 30-04-2020



### Credit Quality

Portfolio Date: 15-05-2020

	%
AAA	-
AA	-
A	-
BBB	-
BB	-
B	-
Below B	-
Not Rated	-
<b>Total</b>	<b>-</b>