

Axis Long Term Equity Gr

Investment Objective

To generate income and long-term capital appreciation from a diversified portfolio of predominantly equity and equity-related securities. However, there can be no assurance that the investment objective of the Scheme will be achieved.

Manager Biography

Jinesh Gopani since 4/1/2011

Operations

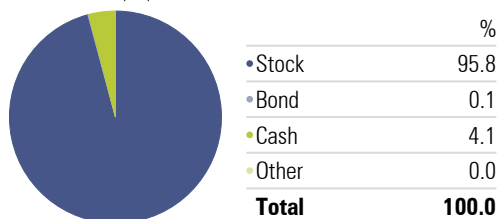
Inception Date	12/29/2009
Minimum Initial	500
Annual Report Net Expense Ratio	2.13
Turnover Ratio %	110.29
NAV (Mo-End)	42.68

Risk Reward

Std Dev	19.04
Alpha	4.10
Sharpe Ratio	0.25
Treynor Ratio	3.40
R-Squared	89.87

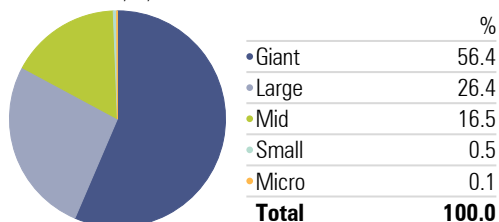
Asset Allocation

Portfolio Date: 4/30/2020



Market Capitalization

Portfolio Date: 4/30/2020



Past performance is not a guarantee of future returns. The value of investments may fall as well as rise and investors may not get back the full amount invested. Any decision to invest should be based on a full reading of the offer document. In case of any discrepancy between this sheet and the offer document in force, the offer document shall prevail.

Portfolio Date: 4/30/2020

Category Equity - ELSS

Suggested Horizon 3 Years and above

Trailing Returns

Period	Inv	Bmk1
3 months	-15.07	-18.75
6 months	-13.40	-17.30
1 Year	-3.90	-17.09
2 Years	-1.04	-8.14
3 Years	6.28	-0.82
5 Years	7.29	3.49

Drawdown

	Inv	Bmk1
Max Drawdown	-23.29	-29.98
Max Drawdown # of Periods	2.00	19.00
Max Drawdown Peak Date	2/1/2020	9/1/2018
Max Drawdown Valley Date	3/31/2020	3/31/2020

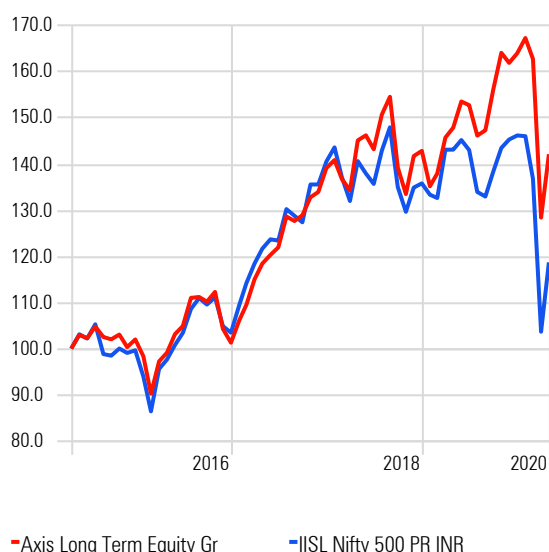
Leading Detractors

Time Period: 5/1/2019 to 4/30/2020

	Rescaled Weight	Return Contribution
Bandhan Bank Ltd	3.33	-55.77
Bajaj Finance Ltd	8.93	-24.78
Maruti Suzuki India Ltd	4.76	-18.47
Cummins India Ltd	1.97	-46.75
TTK Prestige Ltd	2.96	-28.85

Investment Growth

Time Period: 5/1/2015 to 4/30/2020



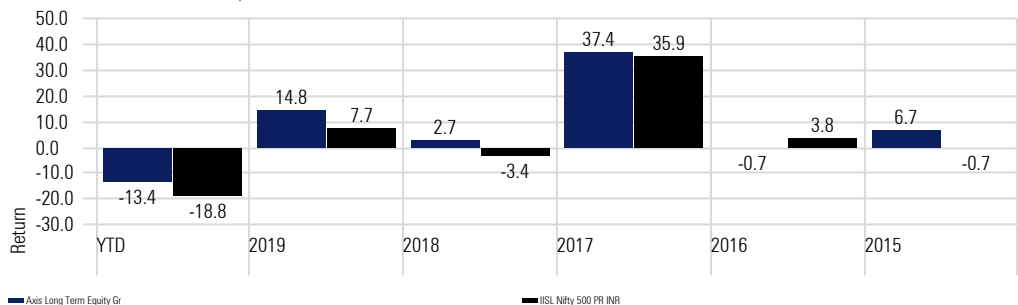
Leading Contributors

Time Period: 5/1/2019 to 4/30/2020

	Rescaled Weight	Return Contribution
Avenue Supermarts Ltd	6.78	83.74
Nestle India Ltd	3.67	67.99
Info Edge (India) Ltd	5.16	32.12
Torrent Power Ltd	3.89	38.29
Pidilite Industries Ltd	6.52	24.85

Returns

Calculation Benchmark: IISL Nifty 500 PR INR



Sector Allocation

Portfolio Date: 4/30/2020

Basic Materials %	6.85
Consumer Cyclical %	12.45
Financial Services %	34.82
Real Estate %	0.00
Consumer Defensive %	15.97
Healthcare %	5.71
Utilities %	4.53
Communication Services %	7.73
Energy %	0.00
Industrials %	3.40
Technology %	8.55

Portfolio Holdings

Portfolio Date: 4/30/2020

