

## Axis Focused 25 Gr

### Investment Objective

To generate long term capital appreciation by investing in a concentrated portfolio of equity & equity related instruments of up to 25 companies.

### Manager Biography

Jinesh Gopani since 6/7/2016

### Operations

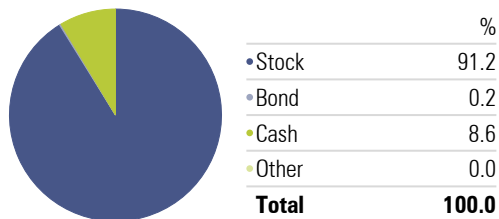
Inception Date	6/29/2012
Minimum Initial	5,000
Annual Report Net Expense Ratio	2.32
Turnover Ratio %	174.23
NAV (Mo-End)	26.00

### Risk Reward

Std Dev	20.58
Alpha	4.44
Sharpe Ratio	0.20
Treynor Ratio	2.14
R-Squared	89.17

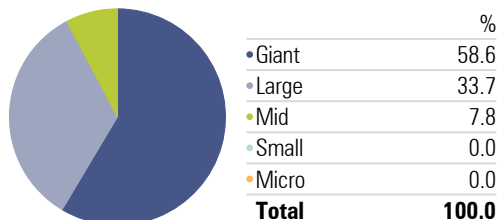
### Asset Allocation

Portfolio Date: 4/30/2020



### Market Capitalization

Portfolio Date: 4/30/2020



Past performance is not a guarantee of future returns. The value of investments may fall as well as rise and investors may not get back the full amount invested. Any decision to invest should be based on a full reading of the offer document. In case of any discrepancy between this sheet and the offer document in force, the offer document shall prevail.

Portfolio Date: 4/30/2020

## Category Equity - Focused

## Suggested Horizon 3 Years and above

### Trailing Returns

Period	Inv	Bmk1
3 months	-17.22	-17.57
6 months	-14.64	-16.99
1 Year	-5.90	-16.07
2 Years	-2.98	-4.18
3 Years	5.28	1.95
5 Years	8.89	3.80

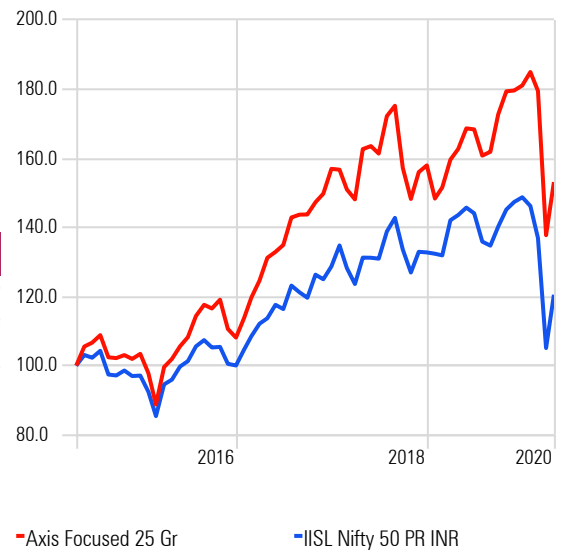
### Drawdown

Time Period: 5/1/2017 to 4/30/2020

	Inv	Bmk1
Max Drawdown	-25.53	-29.11
Max Drawdown # of Periods	2.00	3.00
Max Drawdown Peak Date	2/1/2020	1/1/2020
Max Drawdown Valley Date	3/31/2020	3/31/2020

### Investment Growth

Time Period: 5/1/2015 to 4/30/2020



### Leading Detractors

Time Period: 5/1/2019 to 4/30/2020

	Rescaled Weight	Return Contribution
Bandhan Bank Ltd	2.49	-72.51
Bajaj Finserv Ltd	7.35	-32.20
Maruti Suzuki India Ltd	4.24	-18.47
Cummins India Ltd	2.17	-46.75
Bajaj Finance Ltd	8.83	-24.78

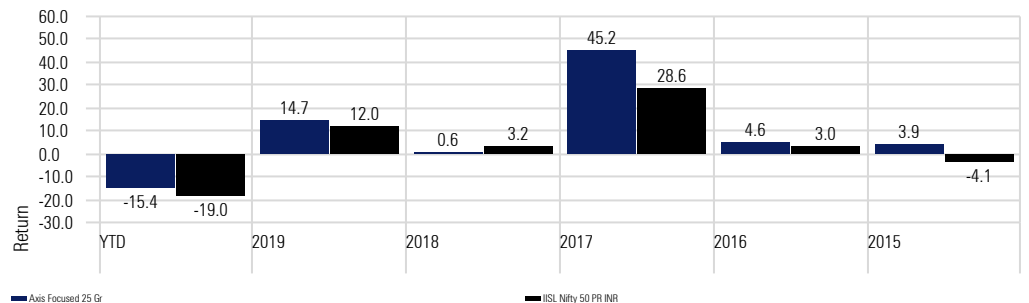
### Leading Contributors

Time Period: 5/1/2019 to 4/30/2020

	Rescaled Weight	Return Contribution
Avenue Supermarts Ltd	6.57	83.74
Info Edge (India) Ltd	4.69	32.12
Pidilite Industries Ltd	5.54	24.85
Divi's Laboratories Ltd	1.50	45.38
Asian Paints Ltd	5.05	21.60

### Returns

Calculation Benchmark: IISL Nifty 50 PR INR



### Sector Allocation

Portfolio Date: 4/30/2020

Basic Materials %	13.15
Consumer Cyclical %	10.71
Financial Services %	37.17
Real Estate %	0.00
Consumer Defensive %	10.77
Healthcare %	4.90
Utilities %	0.00
Communication Services %	7.47
Energy %	5.13
Industrials %	1.26
Technology %	9.45

### Portfolio Holdings

Portfolio Date: 4/30/2020

