

DSP Equity Opp Reg Gr

Category
Equity - Large & Mid Cap

Suggested Horizon
3 Years and above

Investment Objective

The primary investment objective is to seek to generate long term capital appreciation from a portfolio that is substantially constituted of equity and equity related securities of large and midcap companies. From time to time, the fund manager will also seek participation in other equity and equity related securities to achieve optimal portfolio construction. There is no assurance that the investment objective of the Scheme will be realized

Manager Biography

Rohit Singhania since 6/1/2015

Operations

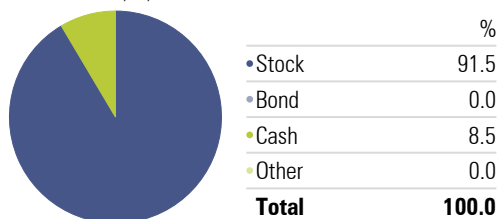
Inception Date	5/16/2000
Minimum Initial	500
Annual Report Net Expense Ratio	2.14
Turnover Ratio %	122.70
NAV (Mo-End)	192.22

Risk Reward

Std Dev	22.17
Alpha	-2.32
Sharpe Ratio	-0.07
Treynor Ratio	-4.03
R-Squared	94.86

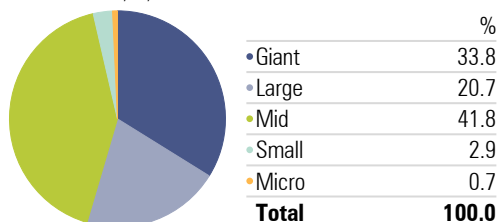
Asset Allocation

Portfolio Date: 4/30/2020



Market Capitalization

Portfolio Date: 4/30/2020



Past performance is not a guarantee of future returns. The value of investments may fall as well as rise and investors may not get back the full amount invested. Any decision to invest should be based on a full reading of the offer document. In case of any discrepancy between this sheet and the offer document in force, the offer document shall prevail.

Portfolio Date: 4/30/2020

Trailing Returns

Period	Inv	Bmk1
3 months	-19.84	-18.75
6 months	-16.66	-17.30
1 Year	-12.86	-17.09
2 Years	-7.25	-8.14
3 Years	-0.90	-0.82
5 Years	6.06	3.49

Drawdown

Time Period: 5/1/2017 to 4/30/2020

	Inv	Bmk1
Max Drawdown	-29.86	-29.98
Max Drawdown # of Periods	2.00	19.00
Max Drawdown Peak Date	2/1/2020	9/1/2018
Max Drawdown Valley Date	3/31/2020	3/31/2020

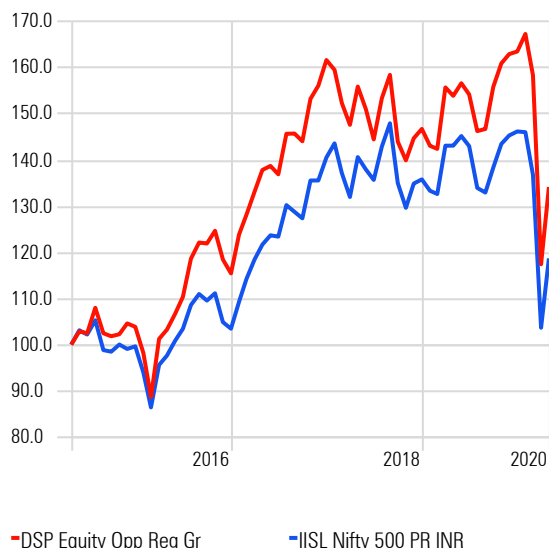
Leading Detractors

Time Period: 5/1/2019 to 4/30/2020

	Rescaled Weight	Return	Contribution
Axis Bank Ltd	5.18	-41.89	-2.74
Glenmark Pharmaceuticals Ltd	0.74	-50.26	-1.04
Jindal Steel & Power Ltd	0.53	-45.59	-0.87
Emami Ltd	1.34	-47.92	-0.87
Cummins India Ltd	1.28	-46.75	-0.71

Investment Growth

Time Period: 5/1/2015 to 4/30/2020



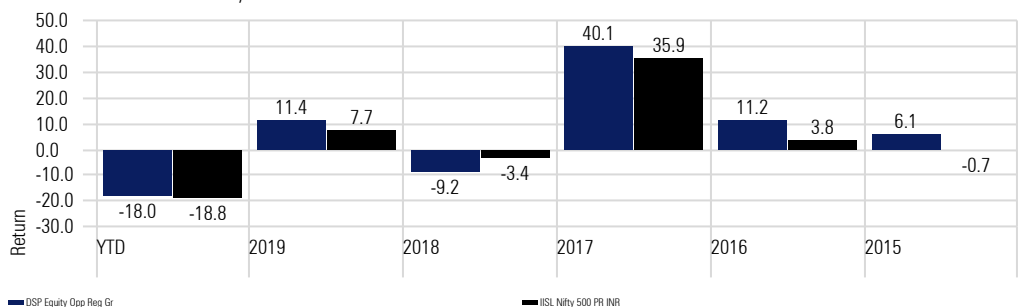
Leading Contributors

Time Period: 5/1/2019 to 4/30/2020

	Rescaled Weight	Return	Contribution
Bharti Airtel Ltd	3.30	60.41	1.50
Ipca Laboratories Ltd	2.23	70.76	1.28
Alkem Laboratories Ltd	2.31	53.11	1.03
Coromandel International Ltd	2.36	38.32	0.96
Hindustan Unilever Ltd	0.86	35.38	0.44

Returns

Calculation Benchmark: IISL Nifty 500 PR INR



Sector Allocation

Portfolio Date: 4/30/2020

Basic Materials %	12.76
Consumer Cyclical %	10.85
Financial Services %	28.64
Real Estate %	2.06
Consumer Defensive %	3.97
Healthcare %	7.50
Utilities %	4.60
Communication Services %	8.65
Energy %	5.91
Industrials %	8.40
Technology %	6.66

Portfolio Holdings

Portfolio Date: 4/30/2020

