

# Tata Multicap Fund Reg Gr

## Investment Objective

The investment objective of the Scheme is to generate capital appreciation over medium to long term. However, there is no assurance or guarantee that the investment objective of the Scheme will be achieved. The scheme does not assure or guarantee any returns.

## Manager Biography

Sonam Udasi since 9/6/2018

## Operations

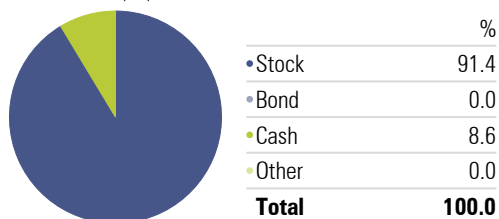
Inception Date	9/6/2018
Minimum Initial	5,000
Annual Report Net Expense Ratio	1.34
Turnover Ratio %	9.70
NAV (Mo-End)	9.65

## Risk Reward

Std Dev
Alpha
Sharpe Ratio
Treynor Ratio
R-Squared

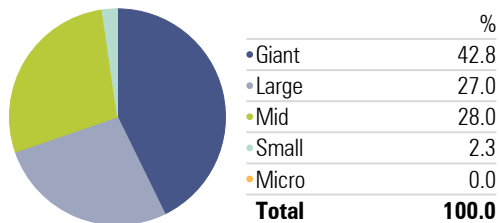
## Asset Allocation

Portfolio Date: 4/30/2020



## Market Capitalization

Portfolio Date: 4/30/2020



Past performance is not a guarantee of future returns. The value of investments may fall as well as rise and investors may not get back the full amount invested. Any decision to invest should be based on a full reading of the offer document. In case of any discrepancy between this sheet and the offer document in force, the offer document shall prevail.

Portfolio Date: 4/30/2020

## Category Equity - Multi Cap

## Suggested Horizon 3 Years and above

## Trailing Returns

Period	Inv	Bmk1
3 months	-14.98	-18.75
6 months	-14.09	-17.30
1 Year	-7.38	-17.09
2 Years		-8.14
3 Years		-0.82
5 Years		3.49

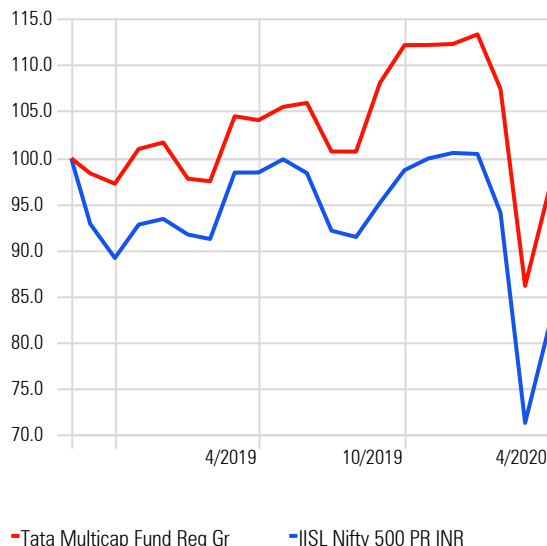
## Drawdown

Time Period: 5/1/2017 to 4/30/2020

	Inv	Bmk1
Max Drawdown		-29.98
Max Drawdown # of Periods		19.00
Max Drawdown Peak Date		9/1/2018
Max Drawdown Valley Date	3/31/2020	

## Investment Growth

Time Period: 9/7/2018 to 4/30/2020



## Leading Detractors

Time Period: 5/1/2019 to 4/30/2020

	Rescaled Weight	Return	Contribution
ITC Ltd	5.69	-33.19	-2.62
Future Retail Ltd	1.32	-79.68	-1.29
Axis Bank Ltd	2.23	-44.94	-1.27
HDFC Bank Ltd	9.54	-12.79	-1.18
Future Consumer Ltd	0.82	-78.36	-1.03

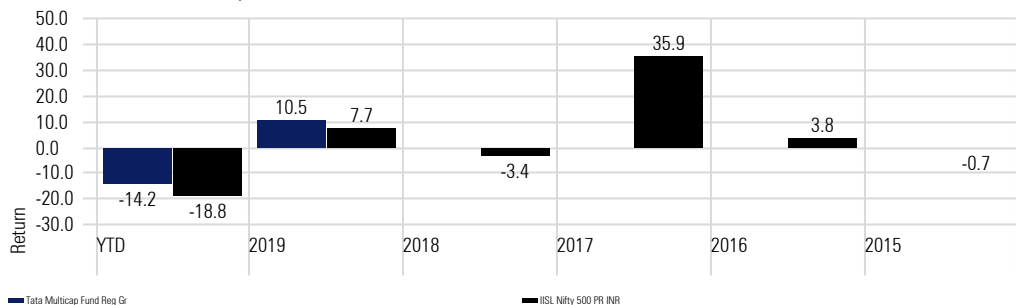
## Leading Contributors

Time Period: 5/1/2019 to 4/30/2020

	Rescaled Weight	Return	Contribution
Abbott India Ltd	1.22	109.30	1.06
Reliance Industries Ltd	5.20	5.82	1.01
Hindustan Unilever Ltd	3.19	26.68	0.72
Jubilant Foodworks Ltd	3.06	21.94	0.70
Dr Reddy's Laboratories Ltd	0.32	34.57	0.66

## Returns

Calculation Benchmark: IISL Nifty 500 PR INR



## Sector Allocation

Portfolio Date: 4/30/2020

Basic Materials %	7.76
Consumer Cyclical %	10.87
Financial Services %	34.01
Real Estate %	0.00
Consumer Defensive %	10.45
Healthcare %	8.93
Utilities %	1.32
Communication Services %	4.82
Energy %	7.40
Industrials %	11.84
Technology %	2.60

## Portfolio Holdings

Portfolio Date: 4/30/2020

