

Franklin India Smaller Companies Gr

Category
Equity - Small Cap

Suggested Horizon
3 Years and above

Investment Objective

The Fund seeks to provide long-term capital appreciation by investing predominantly in small cap companies.

Manager Biography

R. Janakiraman since 4/1/2007

Operations

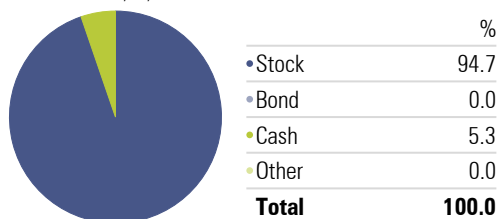
Inception Date	1/13/2006
Minimum Initial	5,000
Annual Report Net Expense Ratio	2.14
Turnover Ratio %	11.95
NAV (Mo-End)	52.11

Risk Reward

Std Dev	14.50
Alpha	-1.59
Sharpe Ratio	0.07
Treynor Ratio	-0.08
R-Squared	90.69

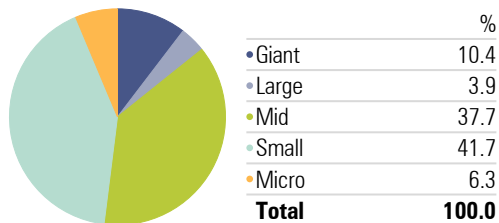
Asset Allocation

Portfolio Date: 1/31/2020



Market Capitalization

Portfolio Date: 1/31/2020



Past performance is not a guarantee of future returns. The value of investments may fall as well as rise and investors may not get back the full amount invested. Any decision to invest should be based on a full reading of the offer document. In case of any discrepancy between this sheet and the offer document in force, the offer document shall prevail.

Portfolio Date: 1/31/2020

Trailing Returns

Period	Inv	Bmk1
3 months	4.93	8.37
6 months	8.20	12.76
1 Year	1.78	1.52
2 Years	-8.32	-15.97
3 Years	3.32	-0.40
5 Years	6.51	2.64

Drawdown

Time Period: 2/1/2017 to 1/31/2020

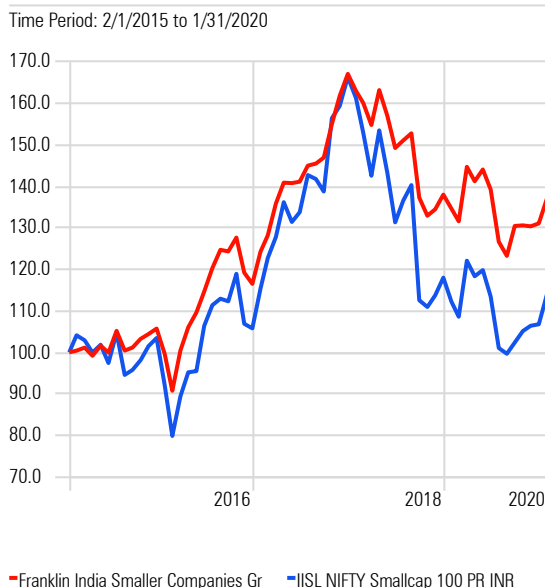
	Inv	Bmk1
Max Drawdown	-26.26	-37.05
Max Drawdown # of Periods	20.00	20.00
Max Drawdown Peak Date	1/1/2018	1/1/2018
Max Drawdown Valley Date	8/31/2019	8/31/2019

Leading Detractors

Time Period: 2/1/2019 to 1/31/2020

	Rescaled Weight	Return	Contribution
Karur Vysya Bank Ltd	1.62	-44.94	-0.96
eClerx Services Ltd	1.59	-41.81	-0.94
Music Broadcast Ltd	1.35	-52.82	-0.89
Vodafone Idea Ltd	0.58	-70.79	-0.82
Yes Bank Ltd	0.60	-75.51	-0.79

Investment Growth



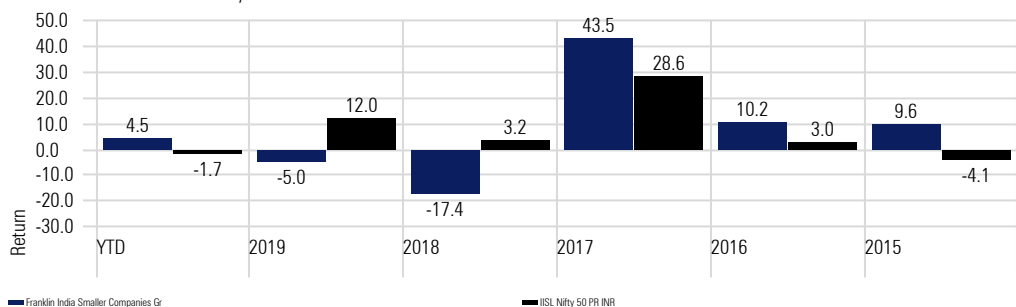
Leading Contributors

Time Period: 2/1/2019 to 1/31/2020

	Rescaled Weight	Return	Contribution
Brigade Enterprises Ltd	2.60	73.29	1.49
Deepak Nitrite Ltd	2.53	76.26	1.44
Nesco Ltd	2.29	70.66	1.34
J.B. Chemicals & Pharmaceuticals Ltd	2.03	61.10	1.10
Dr. Lal PathLabs Ltd	2.01	65.36	1.01

Returns

Calculation Benchmark: IISL Nifty 50 PR INR



Sector Allocation

Portfolio Date: 1/31/2020

Basic Materials %	13.33
Consumer Cyclical %	11.03
Financial Services %	18.04
Real Estate %	5.25
Consumer Defensive %	3.98
Healthcare %	6.91
Utilities %	0.00
Communication Services %	5.05
Energy %	2.96
Industrials %	29.99
Technology %	3.48

Portfolio Holdings

