

ICICI Pru Bharat Consumption Reg Cum

Category Equity - Multi Cap

Suggested Horizon 3 Years and above

Investment Objective

To generate long-term capital appreciation by investing primarily in Equity and Equity related securities of companies engaged in consumption and consumption related activities or allied sectors.

Manager Biography

Priyanka Khandelwal since 4/15/2019

Operations

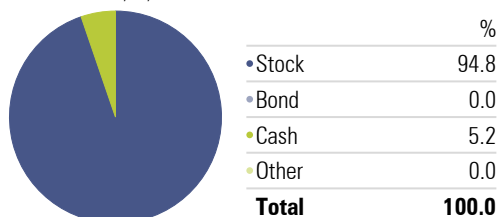
Inception Date	4/15/2019
Minimum Initial	5,000
Annual Report Net Expense Ratio	
Turnover Ratio %	
NAV (Mo-End)	9.06

Risk Reward

Std Dev
Alpha
Sharpe Ratio
Treynor Ratio
R-Squared

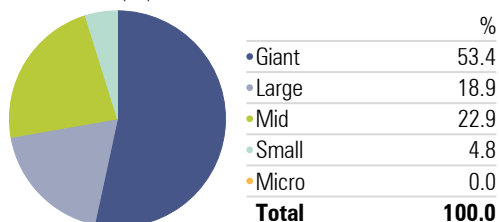
Asset Allocation

Portfolio Date: 4/30/2020



Market Capitalization

Portfolio Date: 4/30/2020



Past performance is not a guarantee of future returns. The value of investments may fall as well as rise and investors may not get back the full amount invested. Any decision to invest should be based on a full reading of the offer document. In case of any discrepancy between this sheet and the offer document in force, the offer document shall prevail.

Portfolio Date: 4/30/2020

Trailing Returns

Period	Inv	Bmk1
3 months	-15.56	-18.75
6 months	-16.34	-17.30
1 Year	-8.76	-17.09
2 Years		-8.14
3 Years		-0.82
5 Years		3.49

Drawdown

Time Period: 5/1/2017 to 4/30/2020

	Inv	Bmk1
Max Drawdown		-29.98
Max Drawdown # of Periods		19.00
Max Drawdown Peak Date		9/1/2018
Max Drawdown Valley Date		3/31/2020

Leading Detractors

Time Period: 5/1/2019 to 4/30/2020

	Rescaled Weight	Return	Contribution
ITC Ltd	6.96	-38.37	-3.42
Motherson Sumi Systems Ltd	5.25	-37.93	-2.35
TVS Motor Co Ltd	6.80	-32.60	-2.34
United Breweries Ltd	4.73	-33.70	-1.89
Maruti Suzuki India Ltd	9.41	-18.47	-1.56

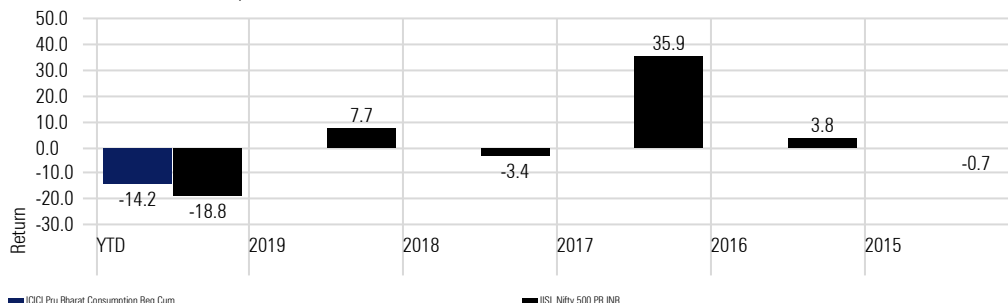
Leading Contributors

Time Period: 5/1/2019 to 4/30/2020

	Rescaled Weight	Return	Contribution
Hindustan Unilever Ltd	11.53	26.68	2.87
Bharti Airtel Ltd	5.44	60.41	2.46
Asian Paints Ltd	7.69	21.60	2.03
Avenue Supermarts Ltd	3.32	83.74	1.69
Trent Ltd	4.34	41.93	1.36

Returns

Calculation Benchmark: IISL Nifty 500 PR INR



Sector Allocation

Portfolio Date: 4/30/2020

Basic Materials %	6.43
Consumer Cyclical %	39.51
Financial Services %	1.11
Real Estate %	0.75
Consumer Defensive %	32.50
Healthcare %	0.00
Utilities %	0.00
Communication Services %	15.39
Energy %	0.00
Industrials %	4.32
Technology %	0.00

Portfolio Holdings

Portfolio Date: 4/30/2020

