

# Axis Triple Advantage Gr

## Category Hybrid - Asset Allocation

## Suggested Horizon 3 Years and above

### Investment Objective

To generate long term capital appreciation by investing in a diversified portfolio of equity and equity related instruments, fixed income instruments & gold exchange traded funds.

### Manager Biography

R Sivakumar since 9/14/2010

### Scheme Details

Inception Date	8/23/2010
Minimum Initial	5,000
Annual Report Net Expense Ratio	2.28
NAV (Mo-End)	19.44
Exit Fee	1.00

### Portfolio Characteristics

Modified Duration	2.70
Avg Eff Maturity	4.00
Yield to Maturity	7.08

### Risk/Reward

Time Period: 5/1/2017 to 4/30/2020	
Std Dev	14.84
Beta	
Sharpe Ratio (arith)	
Treynor Ratio (arith)	
Alpha	
Information Ratio (arith)	-0.51

Past performance is not a guarantee of future returns. The value of investments may fall as well as rise and investors may not get back the full amount invested. Any decision to invest should be based on a full reading of the offer document. In case of any discrepancy between this sheet and the offer document in force, the offer document shall prevail.

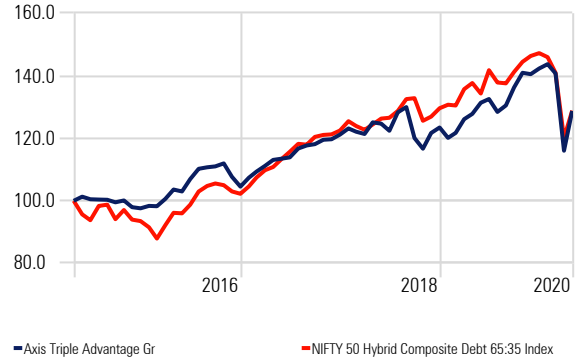
### Trailing Returns

Display Benchmark 1: NIFTY 50 Hybrid Composite Debt 65:35 Index

	Scheme	Benchmark
6 Months	-8.66	-10.81
1 Years	0.72	-6.41
2 Years	1.44	1.77
3 Years	4.42	5.15
5 Years	5.18	5.20

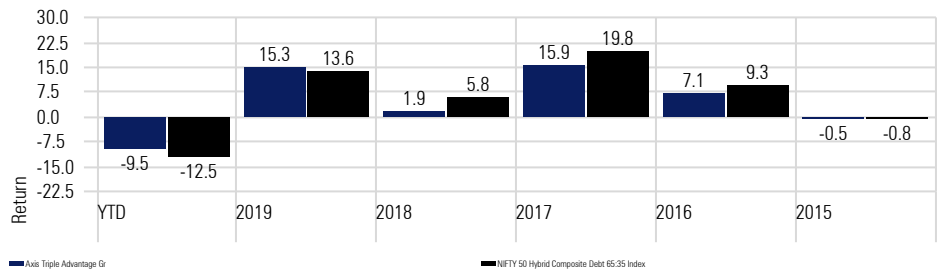
### Investment Growth

Time Period: 5/1/2015 to 4/30/2020



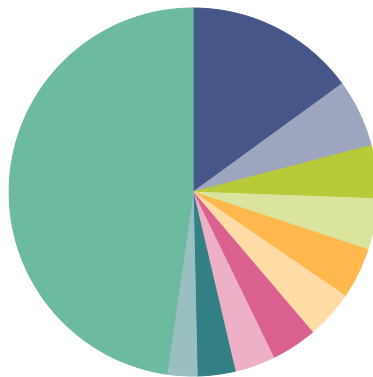
### Returns

Calculation Benchmark: NIFTY 50 Hybrid Composite Debt 65:35 Index



### Portfolio Holdings

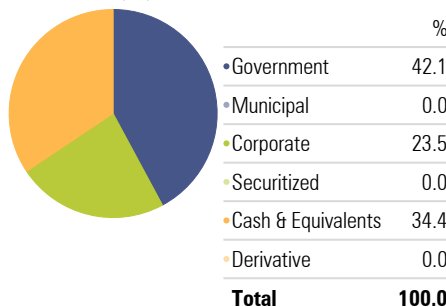
Portfolio Date: 4/30/2020



	%
Axis Gold ETF	15.0
Avenue Supermarts Ltd	5.9
Housing Development Finance Corp Ltd	4.7
Kotak Mahindra Bank Ltd	4.5
ICICI Bank Ltd	4.5
Tata Consultancy Services Ltd	4.2
HDFC Bank Ltd	4.0
Bajaj Finance Ltd	3.5
Reliance Industries Ltd	3.3
Infosys Ltd	2.6
Other	47.7
<b>Total</b>	<b>100.0</b>

### Portfolio Allocation

Portfolio Date: 4/30/2020



### Credit Quality

Portfolio Date: 4/30/2020

